


# Product datasheet

Specifications



Illuminated push button, metal, flush, red, Ø22, spring return, 1 NO + 1 NC 24 V AC/DC

XB4BW34B5

## Main

Range of product	Harmony XB4
Product or component type	Illuminated push-button
Device short name	XB4
Bezel material	Chromium plated metal
Fixing collar material	Zamak
Mounting diameter	22 mm
Sale per indivisible quantity	1
Head type	Standard
Shape of signaling unit head	Round
Type of operator	spring return
Operator profile	Red flush
Operator additional information	With plain lens
Contacts type and composition	1 NO + 1 NC
Contact operation	Slow-break
Connections - terminals	Screw clamp terminals, $\leq 2 \times 1.5 \text{ mm}^2$ with cable end conforming to EN/IEC 60947-1 Screw clamp terminals, $1 \times 0.22 \dots 2 \times 2.5 \text{ mm}^2$ without cable end conforming to EN/IEC 60947-1
Light source	Protected LED
Bulb base	Integral LED
[Us] rated supply voltage	24 V AC/DC at 50/60 Hz

## Complementary

Height	47 mm
Width	30 mm
Depth	57 mm
Terminals description ISO n°1	(13-14)NO (21-22)NC
Net weight	0.097 kg
Resistance to high pressure washer	7000000 Pa at 55 °C, distance : 0.1 m
Contacts usage	Standard contacts
Positive opening	With conforming to EN/IEC 60947-5-1 appendix K

<b>Operating travel</b>	1.5 mm (NC changing electrical state) 2.6 mm (NO changing electrical state) 4.3 mm (total travel)
<b>Operating force</b>	3.5 N NC changing electrical state 3.8 N
<b>Mechanical durability</b>	10000000 cycles
<b>Tightening torque</b>	0.8...1.2 N.m conforming to EN 60947-1
<b>Shape of screw head</b>	Cross compatible with Philips no 1 screwdriver Cross compatible with pozidriv No 1 screwdriver Slotted compatible with flat Ø 4 mm screwdriver Slotted compatible with flat Ø 5.5 mm screwdriver
<b>Contacts material</b>	Silver alloy (Ag/Ni)
<b>Short-circuit protection</b>	10 A cartridge fuse type gG conforming to EN/IEC 60947-5-1
<b>[I<sub>th</sub>] conventional free air thermal current</b>	10 A conforming to EN/IEC 60947-5-1
<b>[U<sub>i</sub>] rated insulation voltage</b>	600 V (pollution degree 3) conforming to EN/IEC 60947-1
<b>[U<sub>imp</sub>] rated impulse withstand voltage</b>	6 kV conforming to EN/IEC 60947-1
<b>[I<sub>e</sub>] rated operational current</b>	3 A at 240 V, AC-15, A600 conforming to EN/IEC 60947-5-1 6 A at 120 V, AC-15, A600 conforming to EN/IEC 60947-5-1 0.1 A at 600 V, DC-13, Q600 conforming to EN/IEC 60947-5-1 0.27 A at 250 V, DC-13, Q600 conforming to EN/IEC 60947-5-1 0.55 A at 125 V, DC-13, Q600 conforming to EN/IEC 60947-5-1 1.2 A at 600 V, AC-15, A600 conforming to EN/IEC 60947-5-1
<b>Electrical durability</b>	1000000 cycles, AC-15, 2 A at 230 V, operating rate <3600 cyc/h, load factor: 0.5 conforming to EN/IEC 60947-5-1 appendix C 1000000 cycles, AC-15, 3 A at 120 V, operating rate <3600 cyc/h, load factor: 0.5 conforming to EN/IEC 60947-5-1 appendix C 1000000 cycles, AC-15, 4 A at 24 V, operating rate <3600 cyc/h, load factor: 0.5 conforming to EN/IEC 60947-5-1 appendix C 1000000 cycles, DC-13, 0.2 A at 110 V, operating rate <3600 cyc/h, load factor: 0.5 conforming to EN/IEC 60947-5-1 appendix C 1000000 cycles, DC-13, 0.5 A at 24 V, operating rate <3600 cyc/h, load factor: 0.5 conforming to EN/IEC 60947-5-1 appendix C
<b>Electrical reliability</b>	$\Lambda < 10\exp(-6)$ at 5 V and 1 mA in clean environment conforming to EN/IEC 60947-5-4 $\Lambda < 10\exp(-8)$ at 17 V and 5 mA in clean environment conforming to EN/IEC 60947-5-4
<b>Signalling type</b>	Steady
<b>Current consumption</b>	18 mA
<b>Service life</b>	100000 h at rated voltage and 25 °C
<b>Surge withstand</b>	1 kV conforming to IEC 61000-4-5
<b>Supply voltage limits</b>	19.2...30 V DC 21.6...26.4 V AC
<b>Device presentation</b>	Complete product

## Environment

<b>Protective treatment</b>	TH
<b>Ambient air temperature for storage</b>	-40...70 °C
<b>Ambient air temperature for operation</b>	-40...70 °C
<b>Electrical shock protection class</b>	Class I conforming to IEC 60536
<b>IP degree of protection</b>	IP66 conforming to IEC 60529 IP67 IP69 IP69K
<b>NEMA degree of protection</b>	NEMA 13 NEMA 4X
<b>IK degree of protection</b>	IK06 conforming to IEC 50102
<b>Standards</b>	EN/IEC 60947-5-5 UL 508

EN/IEC 60947-5-1  
 CSA C22.2 No 14  
 EN/IEC 60947-1  
 EN/IEC 60947-5-4  
 JIS C8201-5-1  
 JIS C8201-1

<b>Product certifications</b>	BV UL listed DNV CSA LROS (Lloyds register of shipping) GL
<b>Vibration resistance</b>	5 gn (f= 2...500 Hz) conforming to IEC 60068-2-6
<b>Shock resistance</b>	30 gn (duration = 18 ms) for half sine wave acceleration conforming to IEC 60068-2-27 50 gn (duration = 11 ms) for half sine wave acceleration conforming to IEC 60068-2-27
<b>Resistance to fast transients</b>	2 kV conforming to IEC 61000-4-4
<b>Resistance to electromagnetic fields</b>	10 V/m conforming to IEC 61000-4-3
<b>Resistance to electrostatic discharge</b>	6 kV on contact (on metal parts) conforming to IEC 61000-4-2 8 kV in free air (in insulating parts) conforming to IEC 61000-4-2
<b>Electromagnetic emission</b>	Class B conforming to IEC 55011

## Packing Units

<b>Unit Type of Package 1</b>	PCE
<b>Number of Units in Package 1</b>	1
<b>Package 1 Weight</b>	96.257 g
<b>Package 1 Height</b>	3.5 cm
<b>Package 1 width</b>	5.3 cm
<b>Package 1 Length</b>	8.8 cm
<b>Unit Type of Package 2</b>	S03
<b>Number of Units in Package 2</b>	150
<b>Package 2 Weight</b>	14.867 kg
<b>Package 2 Height</b>	30 cm
<b>Package 2 width</b>	30 cm
<b>Package 2 Length</b>	40 cm
<b>Unit Type of Package 3</b>	P06
<b>Number of Units in Package 3</b>	1200
<b>Package 3 Weight</b>	125.912 kg
<b>Package 3 Height</b>	75 cm
<b>Package 3 width</b>	80 cm
<b>Package 3 Length</b>	60 cm

## Offer Sustainability

<b>Sustainable offer status</b>	Green Premium product
<b>REACH Regulation</b>	<a href="#">REACH Declaration</a>
<b>REACH free of SVHC</b>	Yes
<b>EU RoHS Directive</b>	Pro-active compliance (Product out of EU RoHS legal scope) <a href="#">EU RoHS Declaration</a>
<b>Mercury free</b>	Yes
<b>RoHS exemption information</b>	<a href="#">Yes</a>
<b>China RoHS Regulation</b>	<a href="#">China RoHS declaration</a>

---

<b>Environmental Disclosure</b>	<a href="#">Product Environmental Profile</a>
<b>Circularity Profile</b>	<a href="#">End of Life Information</a>
<b>WEEE</b>	The product must be disposed on European Union markets following specific waste collection and never end up in rubbish bins

---

**Contractual warranty**

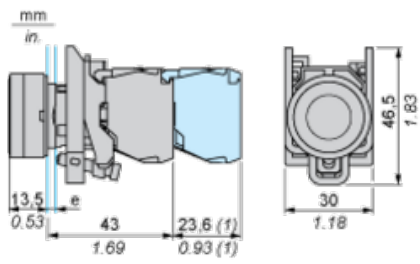
---

<b>Warranty</b>	18 months
-----------------	-----------

---

**Dimensions**

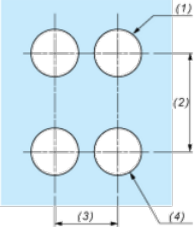
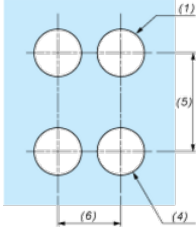
---



e : clamping thickness: 1 to 6 mm / 0.04 to 0.24 in.

(1) Additional row of contacts or double contact

**Panel Cut-out for Pushbuttons, Switches and Pilot Lights (Finished Holes, Ready for Installation)**

Connection by Screw Clamp Terminals or Plug-in Connectors or on Printed Circuit Board	Connection by Faston Connectors
	
<p>(1) Diameter on finished panel or support                  (2) 40 mm min. / 1.57 in. min.                  (3) 30 mm min. / 1.18 in. min.                  (4) <math>\varnothing</math> 22.5 mm / 0.89 in. recommended (<math>\varnothing</math> 22.3 mm <math>_0^{+0.4}</math> / 0.88 in. <math>_0^{+0.016}</math>)                  (5) 45 mm min. / 1.78 in. min.                  (6) 32 mm min. / 1.26 in. min.</p>	