

# Product data sheet

Specifications



## TeSys Deca thermal overload relays - 17...25 A - class 20

LRD325L

**Product availability:** Stock - Normally stocked in distribution facility

**Price\*:** 107.00 USD

### Main

Range	TeSys TeSys Deca
Product name	TeSys LRD TeSys Deca
Product or Component Type	Differential thermal overload relay
Device short name	LRD
relay application	Motor protection
Product Compatibility	LC1D40A LC1D65A LC1D50A
Network type	AC DC
Thermal overload class	Class 20 IEC 60947-4-1
Thermal protection adjustment range	17...25 A
[U] rated insulation voltage	Power circuit 600 V CSA Power circuit 600 V UL Power circuit 690 V IEC 60947-4-1

### Complementary

Network Frequency	0...400 Hz
Mounting support	Plate, with specific accessories Rail, with specific accessories Under contactor
Tripping threshold	1.14 +/- 0.06 I <sub>r</sub> IEC 60947-4-1
Auxiliary contact composition	1 NO + 1 NC
[I <sub>th</sub> ] conventional free air thermal current	5 A signalling circuit
Permissible current	3 A 120 V AC-15 signalling circuit 0.22 A 125 V DC-13 signalling circuit
[U <sub>e</sub> ] rated operational voltage	690 V AC 0...400 Hz power circuit IEC 60947-4-1
Associated fuse rating	4 A gG for signalling circuit 4 A BS for signalling circuit
[U <sub>imp</sub> ] rated impulse withstand voltage	6 kV
Phase failure sensitivity	Tripping current 130 % of I <sub>r</sub> on two phase, the last one at 0
Control type	Red push-button stop Blue push-button reset
Temperature compensation	-4...140 °F (-20...60 °C)

Price is "List Price" and may be subject to a trade discount – check with your local distributor or retailer for actual price.

<b>Connections - terminals</b>	Control circuit screw clamp terminals 2 0.002...0.004 in <sup>2</sup> (1...2.5 mm <sup>2</sup> ) flexible without cable end Control circuit screw clamp terminals 2 0.002...0.004 in <sup>2</sup> (1...2.5 mm <sup>2</sup> ) flexible with cable end Control circuit screw clamp terminals 2 0.002...0.004 in <sup>2</sup> (1...2.5 mm <sup>2</sup> ) solid without cable end Power circuit EverLink BTR screw connectors 1 0.002...0.05 in <sup>2</sup> (1...35 mm <sup>2</sup> ) flexible without cable end Power circuit EverLink BTR screw connectors 1 0.002...0.05 in <sup>2</sup> (1...35 mm <sup>2</sup> ) flexible with cable end Power circuit EverLink BTR screw connectors 1 0.002...0.05 in <sup>2</sup> (1...35 mm <sup>2</sup> ) solid without cable end
<b>Tightening torque</b>	Control circuit 15.05 lbf.in (1.7 N.m) screw clamp terminals Power circuit 44.3 lbf.in (5 N.m) EverLink BTR screw connectors
<b>Height</b>	2.8 in (70 mm)
<b>Width</b>	2.2 in (55 mm)
<b>Depth</b>	4.8 in (123 mm)
<b>Net Weight</b>	0.827 lb(US) (0.375 kg)

## Environment

<b>Climatic withstand</b>	IACS E10
<b>IP degree of protection</b>	IP20 conforming to IEC 60529
<b>Ambient air temperature for operation</b>	-4...140 °F (-20...60 °C) without derating IEC 60947-4-1
<b>Ambient Air Temperature for Storage</b>	-76...158 °F (-60...70 °C)
<b>Flame retardance</b>	V1 conforming to UL 94
<b>Mechanical robustness</b>	Shocks 15 Gn for 11 ms IEC 60068-2-7 Vibrations 4 gn IEC 60068-2-6
<b>Dielectric strength</b>	1.89 kV 50 Hz IEC 60947-1
<b>Standards</b>	EN/IEC 60947-4-1 EN/IEC 60947-5-1 UL 60947-4-1 UL 60947-5-1 CSA C22.2 No 60947-4-1 CSA C22.2 No 60947-5-1 GB/T 14048.4 GB/T 14048.5 EN 50495
<b>Product Certifications</b>	IEC UL CSA CCC EAC DNV-GL RMRS EU-RO MR LROS (Lloyds register of shipping) ATEX INERIS UKCA

## Ordering and shipping details

<b>Category</b>	US10I1222347
<b>Discount Schedule</b>	0I12
<b>GTIN</b>	3389119215541
<b>Returnability</b>	Yes
<b>Country of origin</b>	FR

## Packing Units

Unit Type of Package 1	PCE
Number of Units in Package 1	1
Package 1 Height	2.559 in (6.500 cm)
Package 1 Width	4.134 in (10.500 cm)
Package 1 Length	5.394 in (13.700 cm)
Package 1 Weight	14.497 oz (411.000 g)
Unit Type of Package 2	S02
Number of Units in Package 2	13
Package 2 Height	5.906 in (15.000 cm)
Package 2 Width	11.811 in (30.000 cm)
Package 2 Length	15.748 in (40.000 cm)
Package 2 Weight	12.412 lb(US) (5.630 kg)

## Contractual warranty

Warranty	18 months
----------	-----------

## Sustainability

**Green Premium™ label** is Schneider Electric's commitment to delivering products with best-in-class environmental performance. Green Premium promises compliance with the latest regulations, transparency on environmental impacts, as well as circular and low-CO<sub>2</sub> products.

**Guide to assessing product sustainability** is a white paper that clarifies global eco-label standards and how to interpret environmental declarations.


[Learn more about Green Premium >](#)

[Guide to assess a product's sustainability >](#)



Sustainable Packaging Transparency RoHS/REACH


## Resource performance


 Sustainable Packaging

## Well-being performance

 Reach Free Of Svhc

 Toxic Heavy Metal Free

 Mercury Free

 Rohs Exemption Information [Yes](#)

## Certifications & Standards

Reach Regulation [REACH Declaration](#)

Eu Rohs Directive [Compliant](#)  
[EU RoHS Declaration](#)

China Rohs Regulation [China RoHS declaration](#)  
Pro-active China RoHS declaration (out of China RoHS legal scope)

Environmental Disclosure [Product Environmental Profile](#)

Circularity Profile [End of Life Information](#)

California Proposition 65 **WARNING:** This product can expose you to chemicals including: Antimony oxide & Antimony trioxide, which is known to the State of California to cause cancer. For more information go to [www.P65Warnings.ca.gov](http://www.P65Warnings.ca.gov)