

FOR SPACES THAT IGNITE IDEAS WITHOUT FEAR

Get The Strongest Line Of
Defence Against Electrical Hazards



Circuit Protection Range

IMPACT
by Honeywell



CONTENT

04	INTRODUCTION
06	CIRCUIT PROTECTION RANGE FEATURES
10	MINIATURE CIRCUIT BREAKER
14	RESIDUAL CURRENT DEVICES
18	MCB TYPE CHANGEOVER



CIRCUIT PROTECTION RANGE

Our spaces make us who we are. They define us, and also give us a protective haven, allowing us to live our dreams to the fullest. From wiring to switchboards and plug-in points, electrical equipment forms an integral part of keeping our spaces safer. Protecting it is a key priority.

As a global leader in electrical safety, Honeywell steps in with the all-new Circuit Protection Range, ready to elevate electrical safety. Trust it to protect against overloads, short-circuits and leakage currents, to provide a safe environment for all your electrical and electronic appliances. Take the first step to staying safe.

#FORSAFERSPACES






CIRCUIT PROTECTION RANGE

KEY FEATURES

10kA Short-Circuit Breaking Capacity

With an advanced design, the Impact circuit breakers deliver a superior performance for protection against short-circuits. This ensures complete protection for residential, commercial and industrial applications.



IP20 Captive Screw Terminals

The screw terminals have an IP20 degree of protection which keeps all live parts out of human reach, ensuring safety. The captive screws do not fall on the ground allowing ease of installation.

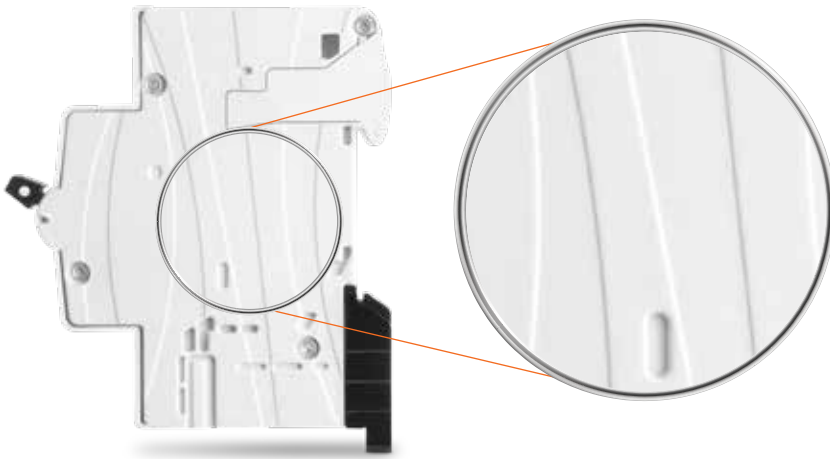

35sqmm Terminal Size

These terminals can accommodate wires up to 35sqmm cross-section. This helps in heat dissipation which in turn enhances the durability of circuit breakers. It supports both flexible and solid wires.



Bi-Connect Terminals

Bi-connect terminals provide flexibility for the termination of wires. The installer can choose to provide input current to a circuit breaker, either by wire or by busbars. This makes the installation process easy and flexible.




Air Vent Channels

The air vent channels allow continuous air flow between the circuit breakers when mounted inside a distribution board. This helps in cooling the circuit breakers and increases their durability.

Fast Trip Mechanism

Impact circuit breakers are designed to limit the rise of prospective current. This decreases the reaction time of circuit breakers in faulty conditions, to support faster tripping. The hammer trip mechanism separates the moving contact quickly to ensure minimum tripping time. This allows for a lower emission of energy.




Dual Position DIN Clip

The ergonomically designed dual positioned DIN clip is easy to install, while preventing rusting and elasticity issues. This ensures a longer lasting performance.

Shuttered Terminals

Shuttered terminals guide wires during installation. In addition to ensuring quick and fast wiring, it also avoids loose termination leading to reduced down time.



Line-Load Reversibility

Impact circuit breakers come with a line-load reversibility feature. This allows maximum flexibility and an optimum use of wiring.



Clear Markings of Technical Details


Brand Name, Range Name, Item Code, Technical Information & QR code



MINIATURE CIRCUIT BREAKER

When all it takes is a spark to turn into a fire, you need an extra level of protection for electrical safety.

An overload or a short-circuit fault could lead to fire hazards. A miniature circuit breaker automatically breaks the flow of current and avoids damage. Switch off the risk and switch on the protection for your electrical devices.:-



USP:



10kA Breaking Capacity



Air Vent Channels



35sqmm Terminal Size



Bi-Connect Terminals



Line-Load Reversibility



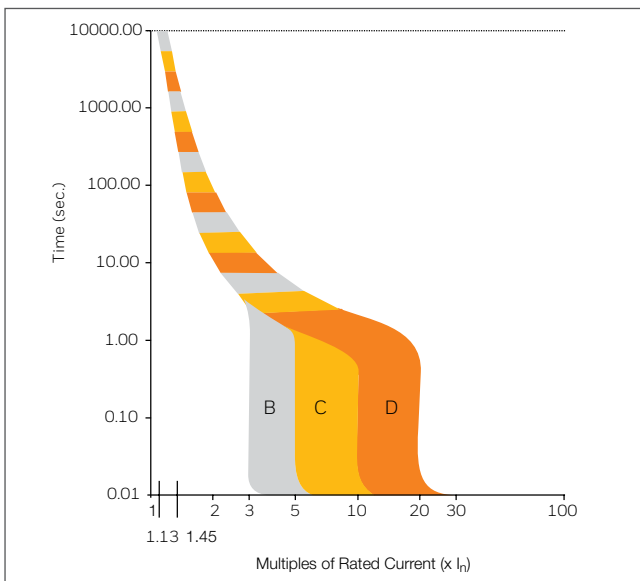
Fast Trip Mechanism



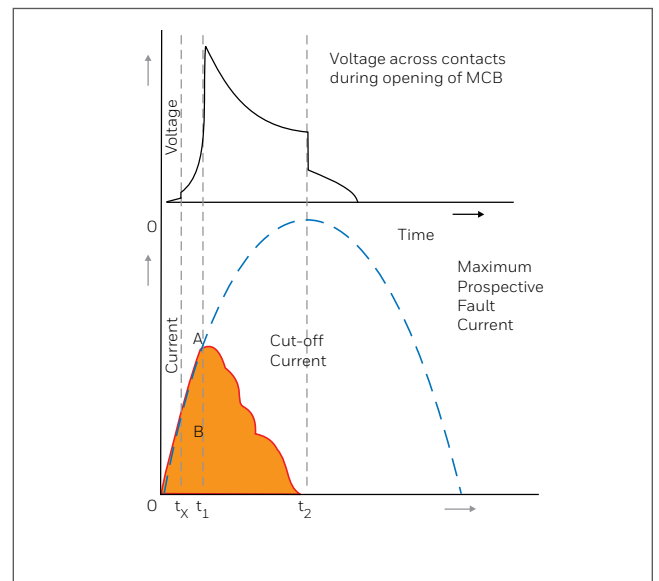
DE-RATING CHART: MINIATURE CIRCUIT BREAKER

In (A)	-5°C	0°C	5°C	10°C	15°C	20°C	25°C	30°C	35°C	40°C	45°C	50°C	55°C	60°C
6	7.7	7.4	7.2	7.0	6.7	6.5	6.2	6.0	5.8	5.5	5.3	5.0	4.8	4.6
10	12.8	12.4	12.0	11.6	11.2	10.8	10.4	10.0	9.6	9.2	8.8	8.4	8.0	7.6
16	20.5	19.8	19.6	18.6	17.9	17.7	16.6	16.0	15.4	14.7	14.1	13.4	12.8	12.2
20	25.6	24.8	24.0	23.2	22.4	21.6	20.8	20.0	19.2	18.4	17.6	16.8	16.0	15.2
25	32.0	31.0	30.0	29.0	28.0	27.0	26.0	25.0	24.0	23.0	22.0	21.0	20.0	19.0
32	41.0	39.7	38.4	37.1	35.8	34.6	33.3	32.0	30.7	29.4	28.2	26.9	25.6	24.3
40	51.2	49.6	48.0	46.4	44.8	43.2	41.6	40.0	38.4	36.8	35.2	33.6	32.0	30.4
63	80.6	78.1	75.6	73.1	70.6	68.0	65.5	63.0	60.5	58.0	55.4	52.9	50.9	47.9

TRIPPING CHARACTERISTICS: B, C & D CURVE



CURRENT LIMITING GRAPH



TECHNICAL INFORMATION: MINIATURE CIRCUIT BREAKER

Curves	B Curve	C Curve	D Curve
Standard Conformity	IS / IEC 60898-1	IS / IEC 60898-1	IEC 60947-2
Rated Current (A)	6A - 32A	0.5A - 63A	6A - 63A
Poles Configuration	Single Pole	Single Pole, Double Pole, Three Pole & Four Pole	
Rated Voltage (V)	240V / 415V AC	Single Pole : 240V / 415V AC ; Multi-pole : 415V AC	
Rated Short Circuit Breaking Capacity (kA)	10kA	10kA	6A - 32A : 10kA ; 40A - 63A : 4.5kA
Utilization Category Magnetic Release Setting	3-5 I_n	5-10 I_n	10-20 I_n
Rated Insulation Voltage (V)	690V	690V	690V
Rated Impulse Voltage (kV)	4	4	4
Mechanical & Electrical Endurance (Nos.)	4,000	4,000	4,000
Ambient Temperature (°C)	-5°C to 60°C	-5°C to 60°C	-5°C to 60°C
Terminal Size	35sqmm	35sqmm	35sqmm
Rated Frequency (Hz)	50	50	50
Vibration Resistance	3g	3g	3g
Shock Resistance	40mm Free Fall	40mm Free Fall	40mm Free Fall
Degree of Protection	IP20	IP20	IP20
Installation Position	Horizontal / Vertical	Horizontal / Vertical	Horizontal / Vertical
Mounting	Clip On DIN Rail (35mm x 7.5mm)	Clip On DIN Rail (35mm x 7.5mm)	Clip On DIN Rail (35mm x 7.5mm)

TECHNICAL INFORMATION: HIGHER RATING MINIATURE CIRCUIT BREAKER

Curves	C Curve
Standard Conformity	IEC 60947-2
Rated Current (A)	80A, 100A & 125A
Poles Configuration	Single Pole, Double Pole, Three Pole & Four Pole
Rated Voltage (V)	Single Pole : 240V AC ; Multi-pole : 415V AC
Rated Short Circuit Breaking Capacity (kA)	10kA
Utilization Category Magnetic Release Setting	5-10In
Rated Insulation Voltage (V)	690V
Rated Impulse Voltage (kV)	4
Mechanical & Electrical Endurance (Nos.)	10,000
Ambient Temperature (°C)	-5°C to 55°C
Terminal Size	50sqmm
Rated Frequency (Hz)	50
Module Size	1.5 Module per Pole
Vibration Resistance	3g
Shock Resistance	40mm Free Fall
Degree of Protection	IP20
Installation Position	Horizontal / Vertical
Mounting	Clip On DIN Rail (35mm x 7.5mm)

TECHNICAL INFORMATION: ISOLATOR

Standard Conformity	IEC 60747-3
Utilization Category	AC 22A
Rated Current (A)	40A, 63A, 100A & 125A
Poles Configuration	Double Pole & Four Pole
Rated Voltage (V)	415V AC
Dielectric Strength (kV)	2.5
Rated Insulation Voltage (V)	690V AC
Rated Impulse Voltage (kV)	40A -63A : 4 ; 100A - 125A : 6
Mechanical & Electrical Endurance (Nos.)	10,000
Ambient Temperature (°C)	-5°C to 55°C
Terminal Size	40A -63A : 35sqmm ; 100A - 125A : 50sqmm
Rated Frequency (Hz)	50
Vibration Resistance	3g
Shock Resistance	40mm Free Fall
Degree of Protection	IP20
Installation Position	Horizontal / Vertical
Mounting	Clip On DIN Rail (35mm x 7.5mm)

POWER LOSS PER POLE (Watts): MINIATURE CIRCUIT BREAKER

In (A)	6 A	10 A	16 A	20 A	25 A	32 A	40 A	63 A
Impact - CP	0.9	1.9	2.2	3	3.7	3.9	4.0	5.5
As per IS/IEC 60898-1	3	3	3.5	4.5	4.5	6	7.5	13



RESIDUAL CURRENT DEVICES

Get a powerful line of defense against life-threatening electrical shocks and fire hazards

Damaged electrical equipment connected with faultily repaired cables, could put you at risk of an electric shock. Electrocutions can gravely affect respiration or result in cardiac damage, so it is vital to protect yourself against an electric shock. Residual current devices are designed to do exactly that. They ensure protection against electric shocks along with overload and short-circuit faults.

The residual current circuit breaker reduces the risk of electrocution by detecting the current flowing into the earth and tripping against electrical leakage. It is one of the safest devices you can use to protect yourself from an electric shock.

Double Pole
Residual Current
Circuit Breaker



Four Pole
Residual Current
Breaker Overload

USP:



Test Button for
Regular Inspection



35sqmm
Terminal Size



Air Vent
Channels



Dual Position
Clip



Electronic
Type RCBO



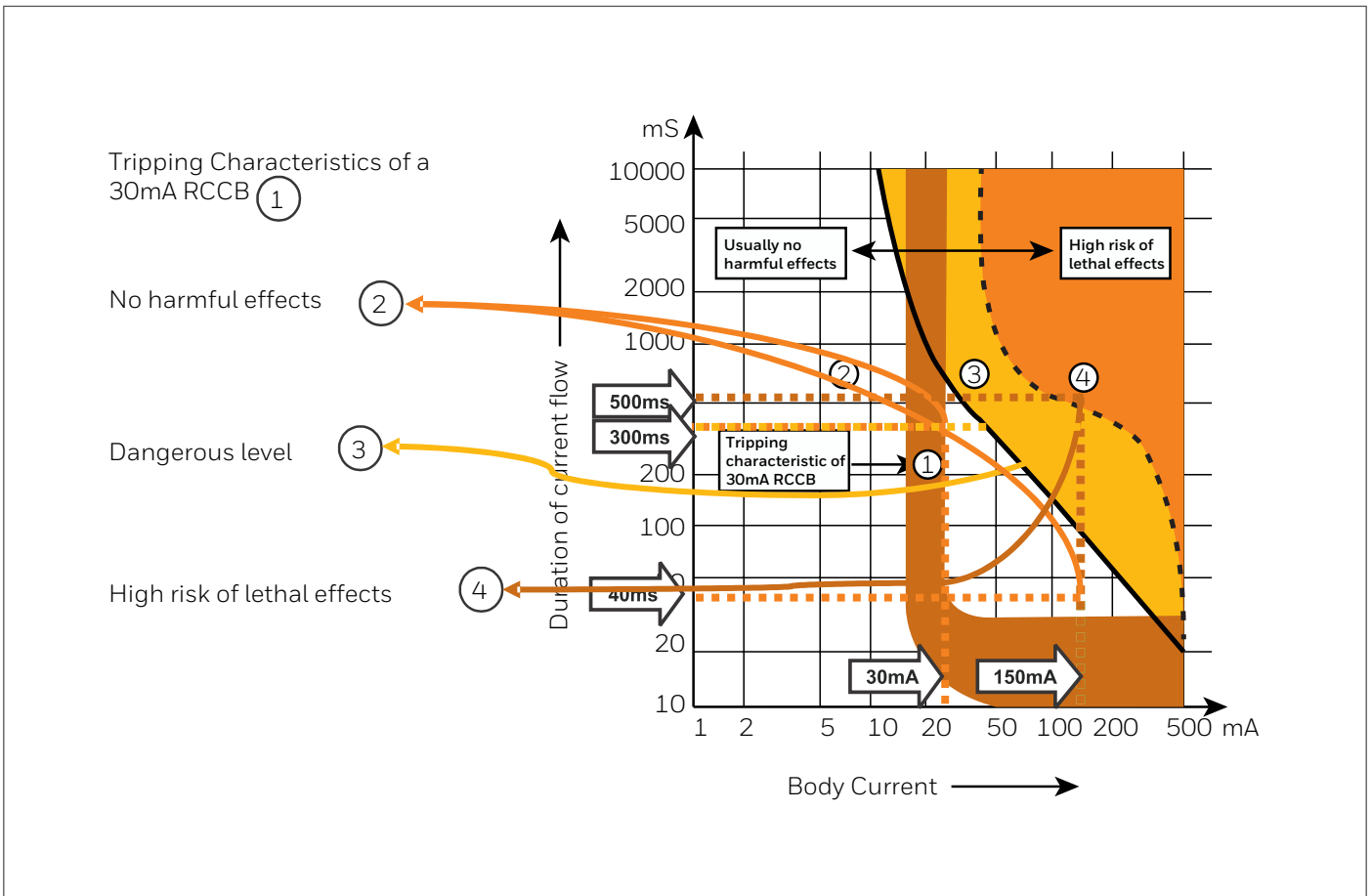
IP20 Degree
of Protection



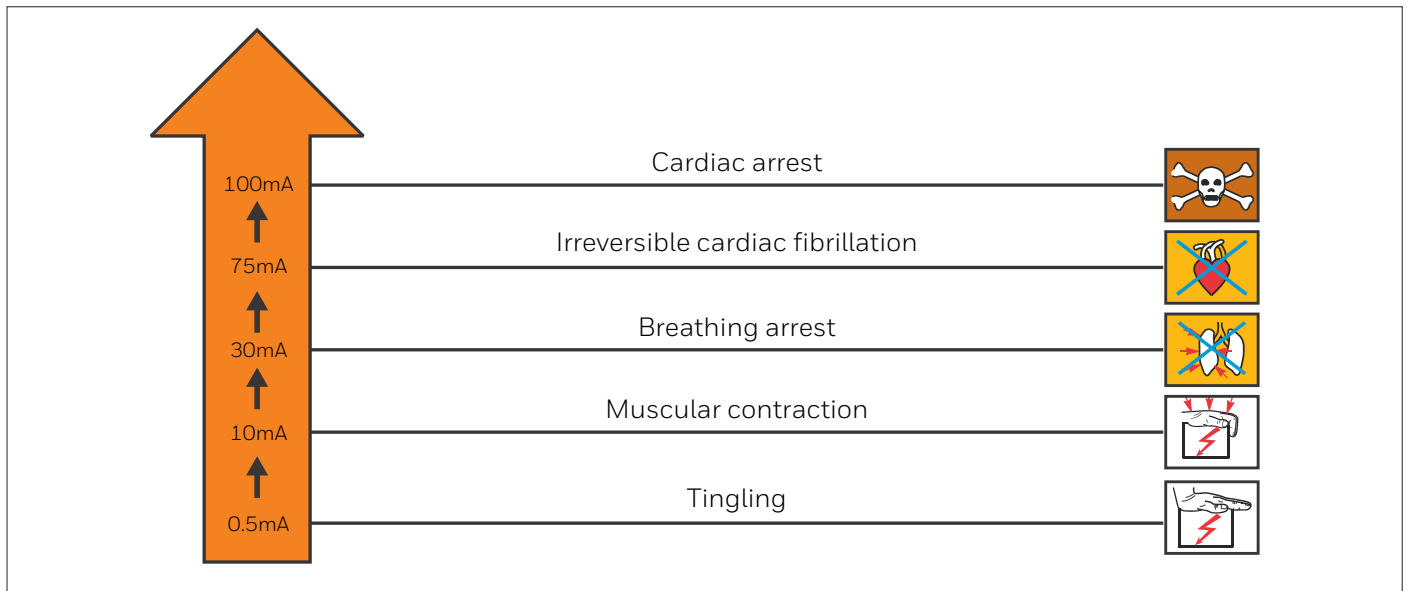
TECHNICAL INFORMATION: RESIDUAL CURRENT CIRCUIT BREAKER

Standard Conformity	IS 12640-1: IEC/ EN 61008-1
Rated Current (A)	25A , 40A & 63A
Sensitivity (mA)	30mA , 100mA & 300mA
Poles Configuration	Single Pole Neutral & Three Pole Neutral
Rated Voltage (V)	1P+N : 240V AC ; 3P+N : 415V
Rated Insulation Voltage (V)	690V AC
Rated Frequency (Hz)	50 Hz
Rated Short Circuit Withstand Capacity (kA)	10kA
Rated Residual Making Breaking Capacity	500A or 10In whichever is greater
Mechanical & Electrical Endurance (Nos.)	4,000
Ambient Temperature (°C)	-5°C to 55°C
Terminal Size	35sqmm
Vibration Resistance	3g
Shock Resistance	40mm Free Fall
Degree of Protection	IP20
Mounting	Clip On DIN Rail (35mm x 7.5mm)

TRIPPING CHARACTERISTICS CURVE



HUMAN BODY'S REACTION TO ELECTRIC SHOCK



TECHNICAL INFORMATION: RESIDUAL CURRENT CIRCUIT BREAKER WITH OVERCURRENT PROTECTION

	Single Pole Neutral - Electronic Type	Three Pole Neutral - Electronic Type	Four Pole - Electro- Mechanical Type
Standard Conformity	IS 12640-2: IEC/ EN 61009-1	IS 12640-2: IEC/ EN 61009-1	IS 12640-2: IEC/ EN 61009-1
Rated Current (A)	25A & 40A	25A & 40A	25A & 40A
Sensitivity (mA)	30mA , 100mA & 300mA	30mA , 100mA & 300mA	30mA , 100mA & 300mA
Instantaneous Tripping Characteristics	C Curve	C Curve	C Curve
Rated Voltage (V)	240V AC	415V AC	415V AC
Rated Insulation Voltage (V)	690V AC	690V AC	660V AC
Rated Impulse Withstand Voltage (kV)	4	4	4
Rated Frequency (Hz)	50	50	50
Module Size	2 Module	4 Module	7.5 Module
Rated Short Circuit Capacity (kA)	10kA	10kA	10kA
Rated Residual Making Breaking Capacity	500A	500A	500A
Operating Characteristics in case of Residual Currents	A Type	A Type	A Type
Nature of Supply	AC/ Pulsating DC	AC/ Pulsating DC	AC/ Pulsating DC
Degree of Protection	IP20	IP20	IP20
Terminal Size	35sqmm	35sqmm	25sqmm
Ambient Temperature (°C)	-5°C to 55°C	-5°C to 55°C	-5°C to 55°C
Mechanical & Electrical Endurance (Nos.)	4,000	4,000	4,000
Trip time (mS)	<40 mS	<40 mS	<40 mS
Shock Resistance	40mm Free Fall	40mm Free Fall	40mm Free Fall
Vibration Resistance	3g	3g	3g
Mounting	Clip On DIN Rail (35mm x 7.5mm)	Clip On DIN Rail (35mm x 7.5mm)	Clip On DIN Rail (35mm x 7.5mm)



MCB TYPE CHANGEOVER

Choose the right electrical protection to add an extra level of safety to your premises

Business and homes revolve around technology, powered by electrical devices and equipment to operate it. Overloads or interruptions in electricity could cause extensive damage. This is why we need a consistent flow of electricity. MCB changeovers enable switching to an alternate source of supply. They are ideal for a smooth and safe substitution of electricity from supply to generator and vice-versa.

Double Pole
MCB Type
Changeover



Four Pole
MCB Type
Changeover

USP:



IP20 Captive
Screw Terminals



35sqmm
Terminal Size



3 Position
Knob



Air Vent
Channels



Dual Position
DIN Clip



TECHNICAL INFORMATION: MCB TYPE CHANGEOVER

Standard Conformity	IEC 60747-3
Utilization Category	AC 21A
Rated Current (A)	40A & 63A
Poles Configuration	Double Pole & Four Pole
Rated Voltage (V)	415V AC
Dielectric Strength (kV)	2.5
Rated Insulation Voltage (V)	690V AC
Rated Impulse Voltage (kV)	4
Mechanical & Electrical Endurance (Nos.)	10,000
Ambient Temperature (°C)	-5°C to 55°C
Terminal Size	40A - 10 sq mm ; 63A - 25 sq mm
Rated Frequency (Hz)	50
Vibration Resistance	3g
Shock Resistance	40mm Free Fall
Degree of Protection	IP20
Installation Position	Horizontal / Vertical
Mounting	Clip On DIN Rail (35mm x 7.5mm)







IMPACT - CIRCUIT PROTECTION RANGE

MINIATURE CIRCUIT BREAKER (MCB)


Single Pole, B-Curve

	ITEM CODE	ITEM DESCRIPTION	CARTON QTY.*
	IH1POB006	6A 10kA B Curve Single Pole MCB	12 /120
	IH1POB010	10A 10kA B Curve Single Pole MCB	12 /120
	IH1POB016	16A 10kA B Curve Single Pole MCB	12 /120
	IH1POB020	20A 10kA B Curve Single Pole MCB	12 /120
	IH1POB025	25A 10kA B Curve Single Pole MCB	12 /120
	IH1POB032	32A 10kA B Curve Single Pole MCB	12 /120

Single Pole, C-Curve

	ITEM CODE	ITEM DESCRIPTION	CARTON QTY.*
	IH1POC0P5	0.5A 10kA C Curve Single Pole MCB	12 /120
	IH1POC001	1A 10kA C Curve Single Pole MCB	12 /120
	IH1POC002	2A 10kA C Curve Single Pole MCB	12 /120
	IH1POC003	3A 10kA C Curve Single Pole MCB	12 /120
	IH1POC004	4A 10kA C Curve Single Pole MCB	12 /120
	IH1POC005	5A 10kA C Curve Single Pole MCB	12 /120
	IH1POC006	6A 10kA C Curve Single Pole MCB	12 /120
	IH1POC010	10A 10kA C Curve Single Pole MCB	12 /120
	IH1POC016	16A 10kA C Curve Single Pole MCB	12 /120
	IH1POC020	20A 10kA C Curve Single Pole MCB	12 /120
	IH1POC025	25A 10kA C Curve Single Pole MCB	12 /120
	IH1POC032	32A 10kA C Curve Single Pole MCB	12 /120
	IH1POC040	40A 10kA C Curve Single Pole MCB	12 /120
	IH1POC063	63A 10kA C Curve Single Pole MCB	12 /120

Double Pole, C-Curve

	ITEM CODE	ITEM DESCRIPTION	CARTON QTY.*
	IH2POC0P5	0.5A 10kA C Curve Double Pole MCB	6 / 60
	IH2POC001	1A 10kA C Curve Double Pole MCB	6 / 60
	IH2POC002	2A 10kA C Curve Double Pole MCB	6 / 60
	IH2POC003	3A 10kA C Curve Double Pole MCB	6 / 60
	IH2POC004	4A 10kA C Curve Double Pole MCB	6 / 60
	IH2POC005	5A 10kA C Curve Double Pole MCB	6 / 60
	IH2POC006	6A 10kA C Curve Double Pole MCB	6 / 60
	IH2POC010	10A 10kA C Curve Double Pole MCB	6 / 60
	IH2POC016	16A 10kA C Curve Double Pole MCB	6 / 60
	IH2POC020	20A 10kA C Curve Double Pole MCB	6 / 60
	IH2POC025	25A 10kA C Curve Double Pole MCB	6 / 60
	IH2POC032	32A 10kA C Curve Double Pole MCB	6 / 60
	IH2POC040	40A 10kA C Curve Double Pole MCB	6 / 60
	IH2POC063	63A 10kA C Curve Double Pole MCB	6 / 60

Three Pole, C-Curve



ITEM CODE	ITEM DESCRIPTION	CARTON QTY.*
IH3POC0P5	0.5A 10kA C Curve Three Pole MCB	4 / 40
IH3POC001	1A 10kA C Curve Three Pole MCB	4 / 40
IH3POC002	2A 10kA C Curve Three Pole MCB	4 / 40
IH3POC003	3A 10kA C Curve Three Pole MCB	4 / 40
IH3POC004	4A 10kA C Curve Three Pole MCB	4 / 40
IH3POC005	5A 10kA C Curve Three Pole MCB	4 / 40
IH3POC006	6A 10kA C Curve Three Pole MCB	4 / 40
IH3POC010	10A 10kA C Curve Three Pole MCB	4 / 40
IH3POC016	16A 10kA C Curve Three Pole MCB	4 / 40
IH3POC020	20A 10kA C Curve Three Pole MCB	4 / 40
IH3POC025	25A 10kA C Curve Three Pole MCB	4 / 40
IH3POC032	32A 10kA C Curve Three Pole MCB	4 / 40
IH3POC040	40A 10kA C Curve Three Pole MCB	4 / 40
IH3POC063	63A 10kA C Curve Three Pole MCB	4 / 40

Four Pole, C-Curve




ITEM CODE	ITEM DESCRIPTION	CARTON QTY.*
IH4POC0P5	0.5A 10kA C Curve Four Pole MCB	3 / 30
IH4POC001	1A 10kA C Curve Four Pole MCB	3 / 30
IH4POC002	2A 10kA C Curve Four Pole MCB	3 / 30
IH4POC003	3A 10kA C Curve Four Pole MCB	3 / 30
IH4POC004	4A 10kA C Curve Four Pole MCB	3 / 30
IH4POC005	5A 10kA C Curve Four Pole MCB	3 / 30
IH4POC006	6A 10kA C Curve Four Pole MCB	3 / 30
IH4POC010	10A 10kA C Curve Four Pole MCB	3 / 30
IH4POC016	16A 10kA C Curve Four Pole MCB	3 / 30
IH4POC020	20A 10kA C Curve Four Pole MCB	3 / 30
IH4POC025	25A 10kA C Curve Four Pole MCB	3 / 30
IH4POC032	32A 10kA C Curve Four Pole MCB	3 / 30
IH4POC040	40A 10kA C Curve Four Pole MCB	3 / 30
IH4POC063	63A 10kA C Curve Four Pole MCB	3 / 30

Single Pole, D-Curve




ITEM CODE	ITEM DESCRIPTION	CARTON QTY.*
IH1POD006	6A 10kA D Curve Single Pole MCB	12 / 120
IH1POD010	10A 10kA D Curve Single Pole MCB	12 / 120
IH1POD016	16A 10kA D Curve Single Pole MCB	12 / 120
IH1POD020	20A 10kA D Curve Single Pole MCB	12 / 120
IH1POD025	25A 10kA D Curve Single Pole MCB	12 / 120
IH1POD032	32A 10kA D Curve Single Pole MCB	12 / 120
IH1POD040	40A 4.5kA D Curve Single Pole MCB	12 / 120
H1POD063	63A 4.5kA D Curve Single Pole MCB	12 / 120


Double Pole, D-Curve

	ITEM CODE	ITEM DESCRIPTION	CARTON QTY.*
	IH2POD006	6A 10kA D Curve Double Pole MCB	6 / 60
	IH2POD010	10A 10kA D Curve Double Pole MCB	6 / 60
	IH2POD016	16A 10kA D Curve Double Pole MCB	6 / 60
	IH2POD020	20A 10kA D Curve Double Pole MCB	6 / 60
	IH2POD025	25A 10kA D Curve Double Pole MCB	6 / 60
	IH2POD032	32A 10kA D Curve Double Pole MCB	6 / 60
	IH2POD040	40A 4.5kA D Curve Double Pole MCB	6 / 60
	IH2POD063	63A 4.5kA D Curve Double Pole MCB	6 / 60

Three Pole, D-Curve


	ITEM CODE	ITEM DESCRIPTION	CARTON QTY.*
	IH3POD006	6A 10kA D Curve Three Pole MCB	4 / 40
	IH3POD010	10A 10kA D Curve Three Pole MCB	4 / 40
	IH3POD016	16A 10kA D Curve Three Pole MCB	4 / 40
	IH3POD020	20A 10kA D Curve Three Pole MCB	4 / 40
	IH3POD025	25A 10kA D Curve Three Pole MCB	4 / 40
	IH3POD032	32A 10kA D Curve Three Pole MCB	4 / 40
	IH3POD040	40A 4.5kA D Curve Three Pole MCB	4 / 40
	IH3POD063	63A 4.5kA D Curve Three Pole MCB	4 / 40

Four Pole, D-Curve


	ITEM CODE	ITEM DESCRIPTION	CARTON QTY.*
	IH4POD006	6A 10kA D Curve Four Pole MCB	3 / 30
	IH4POD010	10A 10kA D Curve Four Pole MCB	3 / 30
	IH4POD016	16A 10kA D Curve Four Pole MCB	3 / 30
	IH4POD020	20A 10kA D Curve Four Pole MCB	3 / 30
	IH4POD025	25A 10kA D Curve Four Pole MCB	3 / 30
	IH4POD032	32A 10kA D Curve Four Pole MCB	3 / 30
	IH4POD040	40A 4.5kA D Curve Four Pole MCB	3 / 30
	IH4POD063	63A 4.5kA D Curve Four Pole MCB	3 / 30

HIGHER RATING MINIATURE CIRCUIT BREAKER


Single Pole, C-Curve

	ITEM CODE	ITEM DESCRIPTION	CARTON QTY.*
	IH1POC080	80A 10kA C Curve Single Pole MCB	1 / 80
	IH1POC100	100A 10kA C Curve Single Pole MCB	1 / 80
	IH1POC125	125A 10kA C Curve Single Pole MCB	1 / 80


Double Pole, C-Curve

	ITEM CODE	ITEM DESCRIPTION	CARTON QTY.*
	IH2POC080	80A 10kA C Curve Double Pole MCB	1 / 40
	IH2POC100	100A 10kA C Curve Double Pole MCB	1 / 40
	IH2POC125	125A 10kA C Curve Double Pole MCB	1 / 40

Three Pole, C-Curve


	ITEM CODE	ITEM DESCRIPTION	CARTON QTY.*
	IH3POC080	80A 10kA C Curve Three Pole MCB	1 / 20
	IH3POC100	100A 10kA C Curve Three Pole MCB	1 / 20
	IH3POC125	125A 10kA C Curve Three Pole MCB	1 / 20

Four Pole, C-Curve


	ITEM CODE	ITEM DESCRIPTION	CARTON QTY.*
	IH4POC080	80A 10kA C Curve Four Pole MCB	1 / 20
	IH4POC100	100A 10kA C Curve Four Pole MCB	1 / 20
	IH4POC125	125A 10kA C Curve Four Pole MCB	1 / 20

ISOLATOR

Double Pole


	ITEM CODE	ITEM DESCRIPTION	CARTON QTY.*
	IH2POI040	40A Double Pole Isolator	6 / 60
	IH2POI063	63A Double Pole Isolator	6 / 60
	IH2POI100	100A Double Pole Isolator	6 / 60
	IH2POI125	125A Double Pole Isolator	6 / 60

Four Pole


	ITEM CODE	ITEM DESCRIPTION	CARTON QTY.*
	IH4POI040	40A Four Pole Isolator	3 / 30
	IH4POI063	63A Four Pole Isolator	3 / 30
	IH4POI100	100A Four Pole Isolator	3 / 30
	IH4POI125	125A Four Pole Isolator	3 / 30

RESIDUAL CURRENT CIRCUIT BREAKER (RCCB)

Double Pole


	ITEM CODE	ITEM DESCRIPTION	CARTON QTY.*
	IHR225030	25A 30mA Double Pole RCCB	5 / 40
	IHR225100	25A 100mA Double Pole RCCB	5 / 40
	IHR225300	25A 300mA Double Pole RCCB	5 / 40
	IHR240030	40A 30mA Double Pole RCCB	5 / 40
	IHR240100	40A 100mA Double Pole RCCB	5 / 40
	IHR240300	40A 300mA Double Pole RCCB	5 / 40
	IHR263030	63A 30mA Double Pole RCCB	5 / 40
	IHR263100	63A 100mA Double Pole RCCB	5 / 40
	IHR263300	63A 300mA Double Pole RCCB	5 / 40

Four Pole

	ITEM CODE	ITEM DESCRIPTION	CARTON QTY.*
	IHR425030	25A 30mA Four Pole RCCB	3 / 24
	IHR425100	25A 100mA Four Pole RCCB	3 / 24
	IHR425300	25A 300mA Four Pole RCCB	3 / 24
	IHR440030	40A 30mA Four Pole RCCB	3 / 24
	IHR440100	40A 100mA Four Pole RCCB	3 / 24
	IHR440300	40A 300mA Four Pole RCCB	3 / 24
	IHR463030	63A 30mA Four Pole RCCB	3 / 24
	IHR463100	63A 100mA Four Pole RCCB	3 / 24
	IHR463300	63A 300mA Four Pole RCCB	3 / 24

RESIDUAL CURRENT CIRCUIT BREAKER WITH OVERCURRENT PROTECTION (RCBO)


Double Pole (2Module Electronic Type)

	ITEM CODE	ITEM DESCRIPTION	CARTON QTY.*
	IHRB225030	25A C Curve 30mA Double Pole RCBO	1
	IHRB225100	25A C Curve 100mA Double Pole RCBO	1
	IHRB225300	25A C Curve 300mA Double Pole RCBO	1
	IHRB240030	40A C Curve 30mA Double Pole RCBO	1
	IHRB240100	40A C Curve 100mA Double Pole RCBO	1
	IHRB240300	40A C Curve 300mA Double Pole RCBO	1

Four Pole (4Module Electronic Type)

	ITEM CODE	ITEM DESCRIPTION	CARTON QTY.*
	IHRB425030	25A C Curve 30mA Four Pole RCBO	1
	IHRB425100	25A C Curve 100mA Four Pole RCBO	1
	IHRB425300	25A C Curve 300mA Four Pole RCBO	1
	IHRB440030	40A C Curve 30mA Four Pole RCBO	1
	IHRB440100	40A C Curve 100mA Four Pole RCBO	1
	IHRB440300	40A C Curve 300mA Four Pole RCBO	1

Four Pole (7.5Module Electro-Mechanical Type)


	ITEM CODE	ITEM DESCRIPTION	CARTON QTY.*
	IHRE425030	25A C Curve 30mA Four Pole RCBO	1
	IHRE425100	25A C Curve 100mA Four Pole RCBO	1
	IHRE425300	25A C Curve 300mA Four Pole RCBO	1
	IHRE440030	40A C Curve 30mA Four Pole RCBO	1
	IHRE440100	40A C Curve 100mA Four Pole RCBO	1
	IHRE440300	40A C Curve 300mA Four Pole RCBO	1

MCB TYPE CHANGEOVER

Double Pole

	ITEM CODE	ITEM DESCRIPTION	CARTON QTY.*
	IH2PMCO40	40A Double Pole MCB Type Changeover	6 / 48
	IH2PMCO63	63A Double Pole MCB Type Changeover	6 / 48

Four Pole

	ITEM CODE	ITEM DESCRIPTION	CARTON QTY.*
	IH4PMCO40	40A Four Pole MCB Type Changeover	3 / 24
	IH4PMCO63	63A Four Pole MCB Type Changeover	3 / 24

BARODA

Ground Floor, 1965,
Alembic City Avenue,
Alembic Campus, Alembic Road,
Vadodara - 390 003

HYDERABAD

8-2-418, Krishnama House,
3rd Floor, Road No. 7,
Banjara Hills,
Hyderabad - 500 034

BENGALURU

Honeywell Camp II,
Bldgs 9A & 9B, Plot C2, RMZ Ecoworld,
Varturhobli, Sarjapur Marathahalli,
Outer Ring Road,
Bengaluru - 560 103

KOLKATA

Unit Number-1205, 12th Floor,
Godrej Waterside Tower-2,
DP Block, Sector-V, Salt Lake,
Kolkata - 700 091

CHENNAI

5th, 6th & 7th Floor,
KRM Plaza, North Tower,
#2 Harrington Road, Chetpet,
Chennai - 600 031

MUMBAI

WeWork Chromium,
6th Floor, Milind Nagar,
Opp. L&T Flyover,
JVLR, Powai,
Mumbai - 400 076

GURUGRAM

Unitech Trade Center,
Sector 43, Block C,
Sushant Lok, Phase 1,
Gurgaon - 122 022

PUNE

Plot No. 56/57,
Hadapsar Industrial Estate,
Pune - 411 013

For more information,

Toll Free Number: 1800-103-384

Monday to Sunday: 10AM - 7PM

Whatsapp: +91 81306-91299

Email: eesteamindia@honeywell.com

Website: www.honeywellbuildings.in/electrical-products

Circuit Protection Range | 01 | 12/21
©2021 Honeywell International Inc.

IMPACT

by Honeywell