

YG Series Junction Boxes

Dust-Ignitionproof, Watertight

Cast iron box and cover for surface mounting.

NEC:

Class II, Division 1 and 2, Groups E, F, G

Class III

NEMA 4, 9EFG

Applications

- YG dust tight and watertight boxes are specially designed and constructed for hazardous locations where ignitable dusts, fibers or flyings are present such as:
- Grain elevators
- Grain storage areas
- Paper mills
- Coal storage facilities
- Textile factories

Features

- Provided with mounting lugs.
- Mechanically attached gaskets.

Standard Materials

- Bodies and covers: cast iron
- Gasket: vellumoid
- Cover bolts: stainless steel

Standard Finishes

- Cast iron bodies and covers: hot dip galvanized finish

Optional Materials

- For factory installed mounting plate, add suffix **-YM**
- Refer to *Junction Box Mounting Plate Information* for complete listing of available mounting plates.

NEC Certifications and Compliances

- UL Standard: UL 886 (UL 1203)
- UL Listed: E10444



YG Series Junction Boxes

Dust-Ignitionproof, Watertight

Cast iron box and cover for surface mounting.

NEC:

Class II, Division 1 and 2, Groups E, F, G

Class III

NEMA 4, 9EFG

ENCLOSURES AND JUNCTION BOXES: NEC/CEC WEATHERPROOF/DUSTPROOF JUNCTION AND OUTLET BOXES

Approximate Thickness Side Walls mm (in)	Maximum Conduit Size (In.-NPT)	Inside Dim. in Millimeters (Inches)				Weight kg (lb)	Catalog Number ①	
		L	x	W	x			D
6.4 (0.25)	3/4	101.6 (4.00)	x	101.6 (4.00)	x	101.6 (4.00)	3.6 (8.00)	YG-040404
6.4 (0.25)	3/4	152.4 (6.00)	x	101.6 (4.00)	x	101.6 (4.00)	3.6 (8.00)	YG-060404
6.4 (0.25)	3/4	152.4 (6.00)	x	152.4 (6.00)	x	101.6 (4.00)	6.8 (15.00)	YG-060604
6.4 (0.25)	3/4	152.4 (6.00)	x	152.4 (6.00)	x	152.4 (6.00)	8.2 (18.00)	YG-060606
6.4 (0.25)	3/4	203.2 (8.00)	x	101.6 (4.00)	x	101.6 (4.00)	5.4 (12.00)	YG-080404
6.4 (0.25)	3/4	203.2 (8.00)	x	152.4 (6.00)	x	101.6 (4.00)	7.3 (16.00)	YG-080604
6.4 (0.25)	3/4	203.2 (8.00)	x	152.4 (6.00)	x	152.4 (6.00)	10.00 (22.00)	YG-080606
6.4 (0.25)	3/4	203.2 (8.00)	x	203.2 (8.00)	x	101.6 (4.00)	10.9 (24.00)	YG-080804
6.4 (0.25)	3/4	203.2 (8.00)	x	203.2 (8.00)	x	152.4 (6.00)	13.2 (29.00)	YG-080806
6.4 (0.25)	3/4	203.2 (8.00)	x	203.2 (8.00)	x	203.2 (8.00)	15.0 (33.00)	YG-080808
6.4 (0.25)	3/4	254.0 (10.00)	x	152.4 (6.00)	x	152.4 (6.00)	10.9 (24.00)	YG-100606
6.4 (0.25)	3/4	254.0 (10.00)	x	203.2 (8.00)	x	152.4 (6.00)	15.4 (34.00)	YG-100806
6.4 (0.25)	3/4	254.0 (10.00)	x	203.2 (8.00)	x	203.2 (8.00)	18.6 (41.00)	YG-100808
6.4 (0.25)	3/4	254.0 (10.00)	x	254.0 (10.00)	x	101.6 (4.00)	14.1 (31.00)	YG-101004
6.4 (0.25)	3/4	254.0 (10.00)	x	254.0 (10.00)	x	152.4 (6.00)	17.7 (39.00)	YG-101006
6.4 (0.25)	3/4	304.8 (12.00)	x	203.2 (8.00)	x	101.6 (4.00)	14.1 (31.00)	YG-120804
6.4 (0.25)	3/4	304.8 (12.00)	x	203.2 (8.00)	x	152.4 (6.00)	18.1 (40.00)	YG-120806
6.4 (0.25)	3/4	304.8 (12.00)	x	304.8 (12.00)	x	152.4 (6.00)	24.5 (54.00)	YG-121206
7.9 (0.31)	2	304.8 (12.00)	x	304.8 (12.00)	x	203.2 (8.00)	29.9 (66.00)	YG-121208
6.4 (0.25)	3/4	101.6 (4.00)	x	203.2 (8.00)	x	101.6 (4.00)	15.9 (35.00)	YG-140804
6.4 (0.25)	3/4	101.6 (4.00)	x	203.2 (8.00)	x	152.4 (6.00)	18.1 (40.00)	YG-140806
7.9 (0.31)	2	101.6 (4.00)	x	101.6 (4.00)	x	152.4 (6.00)	34.0 (75.00)	YG-141406

① Type YG boxes must have a minimum of 3-1/2 full threads at all conduit entrances. The "Max. Conduit Size" listed herein indicates the maximum drilled and tapped conduit entrance which can be machined into the four unbossed sides of a given box to provide these 3-1/2 full threads. If larger conduit openings than those listed herein are required, bosses can be supplied by us at an additional cost to provide the minimum 3-1/2 full thread requirement. In addition to the minimum 3-1/2 full thread requirement, the length of thread at conduit entrances must also be at least 1/4". A 3/8" conduit entrance therefore requires a minimum of a 6.4 mm (0.25") wall thickness. For aluminum box and cover, add suffix **A**.

YG Series Junction Boxes

Dust-Ignitionproof, Watertight

Cast iron box and cover for surface mounting.

NEC:

Class II, Division 1 and 2, Groups E, F, G

Class III

NEMA 4, 9EFG

Approximate Thickness Side Walls mm (in)	Maximum Conduit Size (In.-NPT)	Inside Dim. in Millimeters (Inches)					Weight kg (lb)	Catalog Number ①
		L	x	W	x	D		
7.1 (0.28)	3/4	406.4 (16.00)	x	304.8 (12.00)	x	203.2 (8.00)	36.7 (81.00)	YG-161208
7.1 (0.28)	3/4	457.2 (18.00)	x	203.2 (8.00)	x	152.4 (6.00)	25.9 (57.00)	YG-180806
7.1 (0.28)	3/4	457.2 (18.00)	x	304.8 (12.00)	x	152.4 (6.00)	37.2 (82.00)	YG-181206
7.9 (0.31)	2	457.2 (18.00)	x	304.8 (12.00)	x	254.0 (10.00)	48.5 (107.00)	YG-181210
7.9 (0.31)	2	457.2 (18.00)	x	457.2 (18.00)	x	152.4 (6.00)	59.0 (130.00)	YG-181806
7.9 (0.31)	2	609.6 (24.00)	x	304.8 (12.00)	x	203.2 (8.00)	56.7 (125.00)	YG-241208
7.9 (0.31)	2	609.6 (24.00)	x	304.8 (12.00)	x	304.8 (12.00)	72.6 (160.00)	YG-241212
8.6 (0.34)	2	609.6 (24.00)	x	457.2 (18.00)	x	304.8 (12.00)	106.6 (235.00)	YG-241812
11.2 (0.44)	6	914.4 (36.00)	x	914.4 (36.00)	x	304.8 (12.00)	240.4 (530.00)	YG-363612

ENCLOSURES AND JUNCTION BOXES: NEC/CEC WEATHERPROOF/DUSTPROOF JUNCTION AND OUTLET BOXES

OZ/GEDNEY

① Type YG boxes must have a minimum of 3-1/2 full threads at all conduit entrances. The "Max. Conduit Size" listed herein indicates the maximum drilled and tapped conduit entrance which can be machined into the four unbossed sides of a given box to provide these 3-1/2 full threads. If larger conduit openings than those listed herein are required, bosses can be supplied by us at an additional cost to provide the minimum 3-1/2 full thread requirement. In addition to the minimum 3-1/2 full thread requirement, the length of thread at conduit entrances must also be at least 1/4". A 3/8" conduit entrance therefore requires a minimum of a 6.4 mm (0.25") wall thickness. For aluminum box and cover, add suffix A.

YG Series Junction Box Mounting Plate Information

Dust-Ignitionproof, Watertight

Cast iron box and cover for surface mounting.

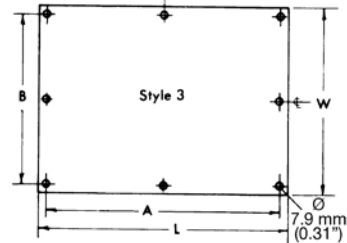
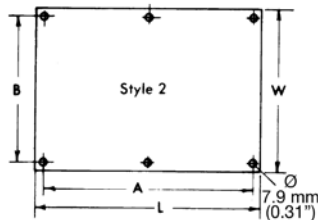
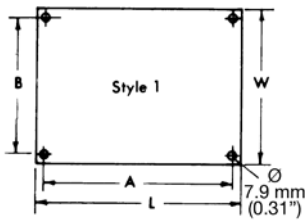
NEC:
Class II, Division 1 and 2, Groups E, F, G
Class III
NEMA 4, 9EFG

Mounting plates are used for mounting equipment up off the back of an enclosure. Steel Plates are all 3.3 mm (0.13") thick hot dip galvanized material. The catalog numbers shown in the table below include the mounting buttons.

Select mounting plates based on inside length and width of box. Order as a separate item immediately following the catalog number of the box as follows:

Example: Line 1 **YG-181204**
Line 2 **YM-1812-1**

For mounting plates in smaller boxes than listed, use similar catalog number logic. Example: A steel mounting plate for a **YG-040404** box would be **YM-0404-1**. Pricing will be based upon a **YM-0808-1** price.



Inside Length and Width of Junction Box in mm (in)	Catalog Number	Style	Dimension in Millimeters (Inches)			
			L	W	A	B
203.2 x 203.2 (8 x 8)	YM-0808-1	1	171.5 (6.75)	171.5 (6.75)	152.4 (6.00)	152.4 (6.00)
254.0 x 203.2 (10 x 8)	YM-1008-1	1	222.3 (8.75)	171.5 (6.75)	203.2 (8.00)	203.2 (8.00)
254.0 x 254.0 (10 x 10)	YM-1010-1	1	222.3 (8.75)	222.3 (8.75)	203.2 (8.00)	203.2 (8.00)
304.8 x 203.2 (12 x 8)	YM-1208-1	1	273.1 (10.75)	171.5 (6.75)	254.0 (10.00)	152.4 (6.00)
304.8 x 254.0 (12 x 10)	YM-1210-1	1	273.1 (10.75)	222.3 (8.75)	254.0 (10.00)	203.2 (8.00)
304.8 x 304.8 (12 x 12)	YM-1212-1	1	273.1 (10.75)	273.1 (10.75)	254.0 (10.00)	254.0 (10.00)
355.6 x 203.2 (14 x 8)	YM-1408-1	1	323.9 (12.75)	171.5 (6.75)	304.8 (12.00)	152.4 (6.00)
355.6 x 355.6 (14 x 14)	YM-1414-1	1	323.9 (12.75)	323.9 (12.75)	304.8 (12.00)	304.8 (12.00)
406.4 x 203.2 (16 x 8)	YM-1608-1	1	374.7 (14.75)	171.5 (6.75)	355.6 (14.00)	152.4 (6.00)
406.4 x 304.8 (16 x 12)	YM-1612-1	1	374.7 (14.75)	273.1 (10.75)	355.6 (14.00)	254.0 (10.00)
406.4 x 406.4 (16 x 16)	YM-1616-1	1	374.7 (14.75)	374.7 (14.75)	355.6 (14.00)	355.6 (14.00)
457.2 x 203.2 (18 x 8)	YM-1808-1	1	171.5 (6.75)	171.5 (6.75)	152.4 (6.00)	152.4 (6.00)
457.2 x 254.0 (18 x 10)	YM-1810-1	1	171.5 (6.75)	222.3 (8.75)	406.4 (16.00)	203.2 (8.00)
457.2 x 304.8 (18 x 12)	YM-1812-1	1	171.5 (6.75)	273.1 (10.75)	406.4 (16.00)	254.0 (10.00)
457.2 x 355.6 (18 x 14)	YM-1814-1	1	171.5 (6.75)	323.9 (12.75)	406.4 (16.00)	304.8 (12.00)
457.2 x 406.4 (18 x 16)	—	—	—	—	—	—
457.2 x 457.2 (18 x 18)	YM-1818-1	1	171.5 (6.75)	171.5 (6.75)	406.4 (16.00)	406.4 (16.00)
508.0 x 254.0 (20 x 10)	YM-2010-1	1	222.3 (8.75)	222.3 (8.75)	457.2 (18.00)	203.2 (8.00)
609.6 x 304.8 (24.00 x 12.00)	YM-2412-1	2	552.5 (21.75)	247.7 (9.75)	533.4 (21.00)	228.6 (9.00)
609.6 x 457.2 (24.00 x 18.00)	YM-2418-1	2	552.5 (21.75)	400.1 (15.75)	533.4 (21.00)	381.0 (15.00)
609.6 x 609.6 (24.00 x 24.00)	YM-2424-1	3	552.5 (21.75)	552.5 (21.75)	533.4 (21.00)	533.4 (21.00)
711.2 x 304.8 (28.00 x 12.00)	YM-2812-1	2	654.1 (25.75)	247.7 (9.75)	635.0 (25.00)	228.6 (9.00)
762.0 x 304.8 (30.00 x 12.00)	YM-3012-1	2	704.9 (27.75)	247.7 (9.75)	685.8 (27.00)	228.6 (9.00)
762.0 x 457.2 (30.00 x 18.00)	YM-3018-1	2	704.9 (27.75)	400.1 (15.75)	685.8 (27.00)	381.0 (15.00)
762.0 x 609.6 (30.00 x 24.00)	YM-3024-1	3	704.9 (27.75)	552.5 (21.75)	685.8 (27.00)	533.4 (21.00)
914.4 x 304.8 (36.00 x 12.00)	YM-3612-1	2	857.3 (33.75)	247.7 (9.75)	838.2 (33.00)	228.6 (9.00)
914.4 x 457.2 (36.00 x 18.00)	YM-3618-1	2	857.3 (33.75)	400.1 (15.75)	838.2 (33.00)	381.0 (15.00)
914.4 x 609.6 (36.00 x 24.00)	YM-3624-1	3	857.3 (33.75)	552.5 (21.75)	838.2 (33.00)	533.4 (21.00)
914.4 x 762.0 (36.00 x 30.00)	YM-3630-1	3	857.3 (33.75)	704.9 (27.75)	838.2 (33.00)	685.8 (27.00)
914.4 x 914.4 (36.00 x 36.00)	YM-3636-1	3	857.3 (33.75)	857.3 (33.75)	838.2 (33.00)	838.2 (33.00)

ENCLOSURES AND JUNCTION BOXES: NEC/CEC WEATHERPROOF/DUSTPROOF JUNCTION AND OUTLET BOXES

OZ/GEDNEY

YG Series Junction Box Drill and Tap Schedule

Dust-Ignitionproof, Watertight

Cast iron box and cover for surface mounting.

NEC:

Class II, Division 1 and 2, Groups E, F, G

Class III

NEMA 4, 9EFG

CONDUIT POSITION	CHECK ONLY IF FACTORY IS TO LOCATE			METAL PLUGS
	CONDUIT SIZE	X DIM.	D DIM.	
1				
2				
3				
4				
5				
6				
7				
8				
9				
10				
11				
12				
13				
14				
15				
16				
17				
18				
19				
20				
21				
22				
23				
24				

* = B&D LOC.

VIEW LOOKING INTO BOX
WITH SIDES LAID DOWN

CHECK LIST

ARE INDICATED CONDUIT SIZES WITHIN THE CATALOG PUBLISHED MAXIMUM ON PAGES K-40 AND K-43?

CHECK FOR MINIMUM SPACING BETWEEN CONDUIT OPENINGS PER CONDUIT SPACING TABLE, ON PAGE K-41.

SIGN NAME TO DWG.

NAME _____

DATE _____

ENCLOSURE FIGURE

ENCLOSURE

* = BREATHER/DRAIN LOC. 1/2" NPT REQUIRED. LOCATION MAY BE SPECIFIED ON THE CHART OR IF BOX IS CHECKED, FACTORY WILL LOCATE IN SIDES A & C.

DIM. X = DISTANCE FROM CENTERLINE TO CENTER OF CONDUIT OPENING.
DIM. D = DISTANCE FROM MTG. SURFACE TO CENTER OF CONDUIT OPENING.

HINGED ENCLOSURES WILL BE HINGED ON SIDE "D" AS STANDARD.

CAUTION: IN PLANNING CONDUIT ARRANGEMENTS, REFER TO "USABLE CONDUIT AREA", SHOWN ON THE APPROPRIATE PRODUCT OUTLINE DRAWINGS AND TO THE CONDUIT SPACING CHARTS.

	CONDUIT D&T SCHEDULE	
	CAT. NO. _____	REV _____

ENCLOSURES AND JUNCTION BOXES: NEC/CEC WEATHERPROOF/DUSTPROOF JUNCTION AND OUTLET BOXES



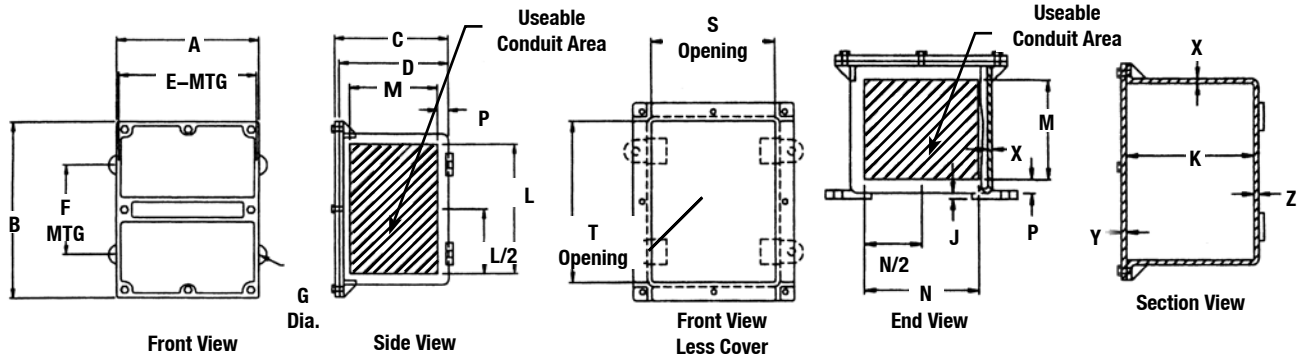
YG Series Junction Box

Dust-Ignitionproof, Watertight

Cast iron box and cover for surface mounting.

NEC:
Class II, Division 1 and 2, Groups E, F, G
Class III
NEMA 4, 9EFG

Outside Flange Dimensional Data in Millimeters (Inches)



Overall Enclosure				Mounting Enclosure			Mount Thickness	Mount Depth	Conduit Area				Clear Opening		Wall Thickness			Catalog Number
A	B	C	D	E	F	G	J	K	L	M	N	P	S	T	X	Y	Z	
141.20 (5.56)	141.20 (5.56)	110.20 (4.34)	105.70 (4.16)	141.20 (5.56)	101.60 (4.00)	7.90 (0.31)	3.30 (0.13)	101.60 (4.00)	88.90 (3.50)	58.70 (2.31)	88.90 (3.50)	11.20 (0.44)	101.60 (4.00)	101.60 (4.00)	4.10 (0.16)	4.80 (0.19)	4.10 (0.16)	YG-040404
141.20 (5.56)	192.00 (7.56)	110.20 (4.34)	105.70 (4.16)	136.70 (5.38)	127.00 (5.00)	7.90 (0.31)	3.30 (0.13)	76.20 (3.00)	139.70 (5.50)	84.10 (3.31)	88.90 (3.50)	11.20 (0.44)	101.60 (4.00)	152.40 (6.00)	4.10 (0.16)	4.80 (0.19)	4.10 (0.16)	YG-060404
198.40 (7.81)	198.40 (7.81)	112.00 (4.41)	107.20 (4.22)	190.50 (7.50)	101.60 (4.00)	9.70 (0.38)	6.40 (0.25)	101.60 (4.00)	139.70 (5.50)	82.60 (3.25)	139.70 (5.50)	11.20 (0.44)	152.40 (6.00)	152.40 (6.00)	5.60 (0.22)	4.80 (0.19)	5.60 (0.22)	YG-060604
198.40 (7.81)	198.40 (7.81)	162.80 (6.41)	158.00 (6.22)	190.50 (7.50)	101.60 (4.00)	9.70 (0.38)	6.40 (0.25)	152.40 (6.00)	139.70 (5.50)	158.80 (6.25)	139.70 (5.50)	11.20 (0.44)	152.40 (6.00)	152.40 (6.00)	4.80 (0.19)	4.80 (0.19)	4.80 (0.19)	YG-060606
147.60 (5.81)	249.20 (9.81)	112.80 (4.44)	106.40 (4.19)	139.70 (5.50)	127.00 (5.00)	9.70 (0.38)	6.40 (0.25)	101.60 (4.00)	190.50 (7.50)	82.60 (3.25)	88.90 (3.50)	11.90 (0.47)	101.60 (4.00)	203.20 (8.00)	4.80 (0.19)	6.40 (0.25)	4.80 (0.19)	YG-080404
198.40 (7.81)	249.20 (9.81)	113.50 (4.47)	107.20 (4.22)	193.80 (7.63)	127.00 (5.00)	9.70 (0.38)	6.40 (0.25)	101.60 (4.00)	190.50 (7.50)	82.60 (3.25)	139.70 (5.50)	12.70 (0.50)	152.40 (6.00)	203.20 (8.00)	5.60 (0.22)	6.40 (0.25)	5.60 (0.22)	YG-080404
198.40 (7.81)	249.20 (9.81)	164.30 (6.47)	158.00 (6.22)	193.80 (7.63)	127.00 (5.00)	9.70 (0.38)	6.40 (0.25)	152.40 (6.00)	190.50 (7.50)	133.40 (5.25)	139.70 (5.50)	12.70 (0.50)	152.40 (6.00)	203.20 (8.00)	5.60 (0.22)	6.40 (0.25)	5.60 (0.22)	YG-080606
249.2 (9.81)	249.2 (9.81)	113.5 (4.47)	107.2 (4.22)	244.6 (9.63)	127.00 (5.00)	9.70 (0.38)	6.40 (0.25)	101.60 (4.00)	190.50 (7.50)	82.60 (3.25)	190.50 (7.50)	12.70 (0.50)	203.20 (8.00)	203.20 (8.00)	5.60 (0.22)	6.40 (0.25)	5.60 (0.22)	YG-080804
249.2 (9.81)	249.2 (9.81)	164.3 (6.47)	158.0 (6.22)	244.6 (9.63)	127.00 (5.00)	9.70 (0.38)	6.40 (0.25)	152.40 (6.00)	190.50 (7.50)	133.40 (5.25)	190.50 (7.50)	12.70 (0.50)	203.20 (8.00)	203.20 (8.00)	5.60 (0.22)	6.40 (0.25)	5.60 (0.22)	YG-080806
249.2 (9.81)	249.2 (9.81)	215.1 (8.47)	208.8 (8.22)	244.6 (9.63)	127.00 (5.00)	9.70 (0.38)	6.40 (0.25)	203.20 (8.00)	187.50 (7.38)	184.20 (7.25)	187.50 (7.38)	12.70 (0.50)	203.20 (8.00)	203.20 (8.00)	5.60 (0.22)	6.40 (0.25)	5.60 (0.22)	YG-080808

ENCLOSURES AND JUNCTION BOXES: NEC/CEC WEATHERPROOF/DUSTPROOF JUNCTION AND OUTLET BOXES

OZ/GEDNEY

YG Series Junction Box

Dust-Ignitionproof, Watertight

Cast iron box and cover for surface mounting.

NEC:
 Class II, Division 1 and 2, Groups E, F, G
 Class III
 NEMA 4, 9EFG

Outside Flange Dimensional Data in Millimeters (Inches)

Overall Enclosure				Mounting Enclosure			Mount Thickness	Depth	Conduit Area				Clear Opening		Wall Thickness			Catalog Number
A	B	C	D	E	F	G	J	K	L	M	N	P	S	T	X	Y	Z	
198.40 (7.81)	300.00 (11.81)	164.30 (6.47)	158.00 (6.22)	193.8 (7.63)	177.80 (7.00)	9.70 (0.38)	6.40 (0.25)	152.40 (6.00)	241.30 (9.50)	133.40 (5.25)	139.70 (5.50)	12.70 (0.50)	152.40 (6.00)	254.00 (10.00)	5.60 (0.22)	6.40 (0.25)	5.60 (0.22)	YG-100606
255.50 (10.06)	3049.50 (120.06)	215.10 (8.47)	158.80 (6.25)	2305.1 (90.75)	177.80 (7.00)	9.70 (0.38)	6.4 (0.25)	152.40 (6.00)	241.30 (9.50)	133.40 (5.25)	190.50 (7.50)	12.70 (0.50)	203.20 (8.00)	254.00 (10.00)	6.40 (0.25)	7.10 (0.28)	6.40 (0.25)	YG-100806
255.50 (10.06)	3049.50 (120.06)	2045.50 (80.53)	209.60 (8.25)	2305.1 (90.75)	177.80 (7.00)	9.70 (0.38)	6.4 (0.25)	203.20 (8.00)	238.30 (9.38)	184.20 (7.25)	187.50 (7.38)	12.70 (0.50)	203.20 (8.00)	254.0 (10.00)	6.40 (0.25)	7.10 (0.28)	6.40 (0.25)	YG-100808
255.50 (10.06)	3049.50 (120.06)	1029.50 (40.53)	108.00 (4.25)	295.4 (11.63)	177.80 (7.00)	9.70 (0.38)	6.40 (0.25)	101.60 (4.00)	241.30 (9.50)	82.60 (3.25)	241.30 (9.50)	12.70 (0.50)	254.00 (10.00)	254.00 (10.00)	6.40 (0.25)	7.10 (0.28)	6.40 (0.25)	YG-101004
255.50 (10.06)	3049.50 (120.06)	1537.50 (60.53)	158.80 (6.25)	295.4 (11.63)	177.80 (7.00)	9.70 (0.38)	6.40 (0.25)	152.40 (6.00)	241.30 (9.50)	133.40 (5.25)	241.30 (9.50)	12.70 (0.50)	254.00 (10.00)	254.0 (10.00)	6.40 (0.25)	7.10 (0.28)	6.40 (0.25)	YG-101006
255.50 (10.06)	357.10 (14.06)	115.00 (4.53)	108.00 (4.25)	263.70 (10.38)	203.20 (8.00)	10.90 (0.43)	9.70 (0.38)	101.60 (4.00)	292.10 (11.50)	82.60 (3.25)	190.50 (7.50)	12.70 (0.50)	203.20 (8.00)	304.80 (12.00)	6.40 (0.25)	7.10 (0.28)	6.40 (0.25)	YG-120804
255.50 (10.06)	357.10 (14.06)	165.90 (6.53)	158.80 (6.25)	263.70 (10.38)	203.20 (8.00)	10.90 (0.43)	9.70 (0.38)	152.40 (6.00)	292.10 (11.50)	113.40 (5.25)	190.50 (7.50)	12.70 (0.50)	203.20 (8.00)	304.80 (12.00)	6.40 (0.25)	7.10 (0.28)	6.40 (0.25)	YG-120806
357.10 (14.06)	357.10 (14.06)	166.60 (6.56)	158.80 (6.25)	365.30 (14.38)	203.20 (8.00)	10.90 (0.43)	9.70 (0.38)	127.00 (5.00)	292.10 (11.50)	131.80 (5.19)	292.10 (11.50)	12.70 (0.50)	304.80 (12.00)	304.80 (12.00)	6.40 (0.25)	7.90 (0.31)	6.40 (0.25)	YG-121206
357.10 (14.06)	357.10 (14.06)	219.20 (8.63)	211.10 (8.31)	365.30 (14.38)	203.20 (8.00)	10.90 (0.43)	9.70 (0.38)	203.20 (8.00)	289.10 (11.38)	182.60 (7.19)	289.10 (11.38)	14.20 (0.56)	304.80 (12.00)	304.80 (12.00)	7.90 (0.31)	7.90 (0.31)	7.90 (0.31)	YG-121208
255.50 (10.06)	407.90 (16.06)	115.00 (4.53)	108.00 (4.25)	263.70 (10.38)	254.00 (10.00)	10.90 (0.43)	9.70 (0.38)	101.60 (4.00)	336.60 (13.25)	76.20 (3.00)	184.20 (7.25)	16.00 (0.63)	203.20 (8.00)	355.60 (14.00)	6.40 (0.25)	7.10 (0.28)	6.40 (0.25)	YG-140804
255.50 (10.06)	407.90 (16.06)	165.90 (6.53)	158.80 (6.25)	263.7 (10.38)	254.00 (10.00)	10.90 (0.43)	9.70 (0.38)	152.40 (6.00)	336.60 (13.25)	127.00 (5.00)	184.20 (7.25)	16.00 (0.63)	203.20 (8.00)	355.60 (14.00)	6.40 (0.25)	7.10 (0.28)	6.40 (0.25)	YG-140806
422.40 (16.63)	422.4 (16.63)	167.40 (6.59)	159.50 (6.28)	419.10 (16.50)	254.00 (10.00)	10.90 (0.43)	9.70 (0.38)	152.40 (6.00)	336.60 (13.25)	125.50 (4.94)	336.60 (13.25)	17.50 (0.69)	355.60 (14.00)	355.60 (14.00)	7.10 (0.28)	7.90 (0.31)	7.10 (0.28)	YG-141406

ENCLOSURES AND JUNCTION BOXES: NEC/CEC WEATHERPROOF/DUSTPROOF JUNCTION AND OUTLET BOXES

OZ/GEDNEY

YG Series Junction Box

Dust-Ignitionproof, Watertight

Cast iron box and cover for surface mounting.

NEC:
 Class II, Division 1 and 2, Groups E, F, G
 Class III
 NEMA 4, 9EFG

ENCLOSURES AND JUNCTION BOXES: NEC/CEC WEATHERPROOF/DUSTPROOF JUNCTION AND OUTLET BOXES

Outside Flange Dimensional Data in Millimeters (Inches)

Overall Enclosure				Mounting Enclosure			Mount Thickness	Depth	Conduit Area				Clear Opening		Wall Thickness			Catalog Number
A	B	C	D	E	F	G			J	K	L	M	N	P	S	T	X	
371.60 (14.63)	473.20 (18.63)	218.20 (8.59)	210.30 (8.28)	368.30 (14.50)	304.80 (12.00)	10.90 (0.43)	9.70 (0.38)	203.20 (8.00)	381.00 (15.00)	176.30 (6.94)	279.40 (11.00)	17.50 (0.69)	304.80 (12.00)	406.40 (16.00)	7.10 (0.28)	7.90 (0.31)	7.10 (0.28)	YG-161208
256.30 (10.09)	510.30 (20.09)	167.40 (6.59)	159.50 (6.28)	266.70 (10.50)	330.20 (13.00)	10.90 (0.43)	9.70 (0.38)	152.40 (6.00)	438.20 (17.25)	125.50 (4.94)	184.20 (7.25)	17.50 (0.69)	203.20 (8.00)	457.20 (18.00)	7.1 (0.28)	7.9 (0.31)	7.1 (0.28)	YG-180806
371.60 (14.63)	524.00 (20.63)	167.40 (6.59)	159.50 (6.28)	365.30 (14.38)	330.20 (13.00)	10.90 (0.43)	9.70 (0.38)	152.40 (6.00)	438.20 (17.25)	125.50 (4.94)	285.80 (11.25)	17.50 (0.69)	304.80 (12.00)	457.20 (18.00)	7.10 (0.28)	7.90 (0.31)	7.10 (0.28)	YG-181206
371.60 (14.63)	524.00 (20.63)	270.00 (10.63)	261.90 (10.31)	365.30 (14.38)	330.20 (13.00)	10.90 (0.43)	9.70 (0.38)	254.00 (10.00)	431.80 (17.00)	176.30 (6.94)	279.40 (11.00)	17.50 (0.69)	304.80 (12.00)	457.20 (18.00)	7.90 (0.31)	7.90 (0.31)	7.90 (0.31)	YG-181210
525.50 (20.69)	525.50 (20.69)	168.40 (6.63)	160.30 (6.31)	524.00 (20.63)	330.20 (13.00)	14.20 (0.56)	9.70 (0.38)	152.40 (6.00)	438.2 (17.25)	125.50 (4.94)	438.20 (17.25)	17.50 (0.69)	457.20 (18.00)	457.20 (18.00)	7.90 (0.31)	7.90 (0.31)	7.90 (0.31)	YG-181806
385.80 (15.19)	690.60 (27.19)	219.20 (8.63)	211.10 (8.31)	371.60 (14.63)	482.60 (19.00)	14.20 (0.56)	9.70 (0.38)	203.20 (8.00)	590.60 (23.25)	176.30 (6.94)	285.80 (11.25)	17.50 (0.69)	304.80 (12.00)	609.60 (24.00)	7.90 (0.31)	7.90 (0.31)	7.90 (0.31)	YG-241208
385.80 (15.19)	690.60 (27.19)	320.80 (12.63)	312.70 (12.31)	371.60 (14.63)	482.6 (19.00)	14.2 (0.56)	9.70 (0.38)	304.80 (12.00)	584.20 (23.00)	277.90 (10.94)	279.40 (11.00)	17.50 (0.69)	304.80 (12.00)	609.60 (24.00)	7.90 (0.31)	7.90 (0.31)	7.90 (0.31)	YG-241212
538.20 (21.19)	690.60 (27.19)	323.10 (12.72)	313.40 (12.34)	524.00 (20.63)	482.60 (19.00)	14.20 (0.56)	9.70 (0.38)	304.80 (12.00)	584.20 (23.00)	276.40 (10.88)	431.80 (17.00)	19.10 (0.75)	457.20 (18.00)	609.60 (24.00)	8.60 (0.34)	9.70 (0.38)	8.60 (0.34)	YG-241812
990.60 (39.00)	990.60 (39.00)	225.60 (8.88)	225.60 (8.88)	987.60 (38.88)	762.00 (30.00)	14.20 (0.56)	9.70 (0.38)	203.20 (8.00)	914.40 (36.00)	171.50 (6.75)	914.40 (36.00)	20.60 (0.81)	914.40 (36.00)	914.40 (36.00)	11.20 (0.44)	11.20 (0.44)	11.20 (0.44)	YG-363608
990.60 (39.00)	990.6 (39.00)	276.40 (10.88)	276.40 (10.88)	987.60 (38.88)	762.00 (30.00)	14.20 (0.56)	9.70 (0.38)	254.00 (10.00)	889.00 (35.00)	222.30 (8.75)	914.40 (36.00)	20.60 (0.81)	914.40 (36.00)	914.40 (36.00)	11.20 (0.44)	11.20 (0.44)	11.20 (0.44)	YG-363610
990.60 (39.00)	990.60 (39.00)	327.20 (12.88)	327.20 (12.88)	987.60 (38.88)	762.00 (30.00)	14.20 (0.56)	9.70 (0.38)	304.80 (12.00)	914.40 (36.00)	273.10 (10.75)	914.40 (36.00)	20.60 (0.81)	914.40 (36.00)	914.40 (36.00)	11.20 (0.44)	11.20 (0.44)	11.20 (0.44)	YG-363612