

Type LTGC – general purpose, CSA Certified Liquid-tight flexible metallic conduit

General Purpose, CSA Certified Liquid-tight Flexible Metallic Conduits provide excellent strength and liquid-tight performance, meeting CEC requirements

Features & Benefits:

- Designed to meet CSA C22.2 No. 56 ID/OD dimension requirements
- Full compliance to IEC 61386 requirements, CE compliant
- Trade sizes from 3/8" to 4" (12mm to 103mm)
- Coordinated performance with Ser. 52/53 Steel Fittings
- CSA & IP ingress protection ratings aligned with industrial enclosures
- Smooth extruded jackets provide best performance with fittings

Applications:

- CSA Certified conduit is intended for use to CEC as described in Section 12-1300 for dry, damp or wet locations where flexibility is required
- Ideal for machine and equipment, OEMs, panel builders and industrial, light manufacturing, commercial and outdoor installations
- Liquid tight applications against water, oils, cutting fluids, mild acids
- For use in electrical circuits up to 1,000 V

Canadian Electrical Code (CEC) Part 1

- CEC Rule 12-1300
- CEC Rule 12-1306: Separate Bonding Conductor is mandatory
- CEC Rule 34-400: Sign and Outline Lighting

Construction / Material / Finish:

- Hot-dipped zinc galvanized steel core
- PVC (polyvinyl chloride) extruded smooth jacket
- Ink jet printed ratings and technical information
- Full range of trade sizes from 3/8" to 4" (12 to 103mm)
3/8 to 1-1/4", Square Lock design with cord filler
1-1/2" to 4", fully interlocked design
- Color: Black standard, other colors on request

Environment ratings:

Working Temperature:

- CSA:
 - Dry: -40 to +75°C (-40 to +167°F)
 - Oil: -40 to +70°C (-40 to +158°F)
 - Wet: -40 to +60°C (-40 to +140°F)
- IEC/CE:
 - Dry: -45 to +90°C (-49 to +176°F)

Chemical resistance guide:

- See publication TDS000117

T&B Liquidtight Systems™



Certifications / Standards:



Conforms to:

- CSA C22.2 No. 56, Liquid-tight Flexible Metal Conduits (LFMC)
CSA File: LR-72635
- IEC 61386-1, -23, Conduit Systems for Cable Management
EU Doc: EC-012-16-158
- RoHS (Restriction of Hazardous Substances Directive)

Standards requirements:

Meets all CSA C22.2 No. 56 standards requirements including:

- ID and OD dimensions, jacket material for oil resistance and flame retardancy, core material corrosion protection

Meets all IEC 61386-1, -23 standard requirements including:

- Compression strength - Code 4 Heavy; 1250 N/50mm
- Impact strength - Code 4 Heavy; 6 Joules
- Tensile strength - Code 4 Heavy; 1000 N/2 min.

Ingress protection:

- Provides "Ingress Integrity" between enclosures, fittings, conduits & seals when using LTGC conduits and Series 52/53 Liquidtight Fittings
- Covers all trade sizes from 3/8" to 4" (12 .. 103mm)

CSA & NEMA system ingress rating:

- CSA Certified type ratings in compliance with CSA C22.2 No. 94 requirements
- CSA file no.: LR-4484
- CSA C22.2, No. 94: Type 3, 3R, 4, 12, 13
- NEMA 250: Type 3, 3R, 4, 12, 13

IEC system ingress rating:

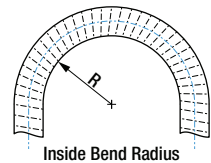
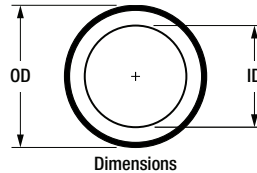
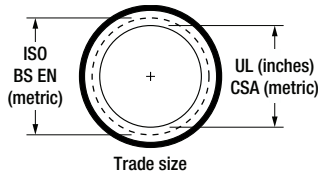
- IP ingress protection per IEC 60529 requirements
- IEC ingress Ratings: IP66, IP67



Type LTGC – general purpose, CSA Certified

Product selection and dimensions

Product selection													
Trade size			Coil length										
UL	CSA	ISO BS EN	Carton			Standard reel			Bulk reel			Weight	
			Part No./GID	Feet	Meter	Part No./GID	Feet	Meter	Part No./GID	Feet	Meter	lbs/ft	kg/m
3/8	12	16	LTGCS01B-C	100	30	LTGCS01B-K	500	150	LTGCS01B-L	1,000	300	0.29	0.43
			7TAA012LH0R0000			7TAA012LH0R0010			7TAA012LH0R0017				
1/2	16	20	LTGCS02B-C	100	30	LTGCS02B-K	500	150	LTGCS02B-L	1,000	300	0.32	0.48
			7TAA012LH0R0001			7TAA012LH0R0011			7TAA012LH0R0018				
3/4	21	25	LTGCS03B-C	100	30	LTGCS03B-K	500	150	LTGCS03B-L	1,000	300	0.53	0.79
			7TAA012LH0R0002			7TAA012LH0R0012			7TAA012LH0R0019				
1	27	32	LTGCS04B-C	100	30	LTGCS04B-J	400	120	—	—	—	0.82	1.22
			7TAA012LH0R0003			7TAA012LH0R0013			—				
1-1/4	35	40	LTGCS05B-B	50	15	LTGCS05B-E	200	60	—	—	—	1.02	1.52
			7TAA012LH0R0004			7TAA012LH0R0014			—				
1-1/2	41	50	LTGCS06B-B	50	15	LTGCS06B-D	150	45	—	—	—	1.24	1.84
			7TAA012LH0R0005			7TAA012LH0R0015			—				
2	53	63	LTGCS07B-B	50	15	LTGCS07B-C	100	30	—	—	—	1.45	2.16
			7TAA012LH0R0006			7TAA012LH0R0016			—				
2-1/2	63	70	LTGCS08B-A	25	8	—	—	—	—	—	—	1.92	2.86
			7TAA012LH0R0007			—			—				
3	78	80	LTGCS09B-A	25	8	—	—	—	—	—	—	2.52	3.75
			7TAA012LH0R0008			—			—				
4	103	100	LTGCS11B-A	25	8	—	—	—	—	—	—	3.50	5.21
			7TAA012LH0R0009			—			—				



Part number	Trade size			Minimum inside bend radius				Inches				Millimeters			
	UL	CSA	ISO BS EN	Static		Dynamic		Inside (ID)		Outside (OD)		Inside (ID)		Outside (OD)	
				Inches	mm	Inches	mm	Min	Max	Min	Max	Min	Max	Min	Max
LTGCS01B-*	3/8	12	16	2.0	51	4.0	102	0.484	0.504	0.690	0.710	12.3	12.8	17.5	18.0
LTGCS02B-*	1/2	16	20	3.3	84	5.0	127	0.622	0.642	0.820	0.840	15.8	16.3	20.8	21.3
LTGCS03B-*	3/4	21	25	4.3	109	6.0	152	0.820	0.840	1.030	1.050	20.8	21.3	26.2	26.7
LTGCS04B-*	1	27	32	6.5	165	12.0	305	1.041	1.066	1.290	1.315	26.4	27.1	32.8	33.4
LTGCS05B-*	1-1/4	35	40	8.0	203	15.0	381	1.380	1.410	1.630	1.660	35.1	35.8	41.4	42.2
LTGCS06B-*	1-1/2	41	50	9.0	229	17.0	432	1.575	1.600	1.865	1.900	40.0	40.6	47.4	48.3
LTGCS07B-*	2	53	63	11.0	279	22.0	559	2.020	2.045	2.340	2.375	51.3	51.9	59.4	60.3
LTGCS08B-*	2-1/2	63	70	14.8	376	30.0	762	2.480	2.505	2.840	2.875	63.0	63.6	72.1	73.0
LTGCS09B-*	3	78	80	17.5	445	36.0	914	3.070	3.100	3.460	3.500	78.0	78.7	87.9	88.8
LTGCS11B-*	4	103	100	24.0	610	52.0	1,321	4.000	4.040	4.460	4.500	101.6	102.6	113.3	114.3

Note: Product must be installed in accordance with applicable national and local electrical codes.

Contact us

ABB Inc.
 Electrification Products
 8155 T&B Boulevard
 Memphis, TN 38125
www.abb.us/lowvoltage

© 2018 ABB Inc. All rights reserved.

