

Type LTFE - food & beverage, CE Liquid-tight flexible metallic conduit

Food & beverage, CE certified liquid-tight flexible metallic conduits provide excellent strength and liquid-tight performance for food industry equipment

Features & Benefits:

- FDA compliant PVC jacket material with galvanized steel core
- NSF 169 Certified for special purpose for food equipment
- Designed to meet UL 360 ID/OD dimension requirements
- Full compliance to IEC/EN 61386-1 requirements, CE certified
- Trade sizes from 3/8" to 2" (12mm to 63mm)
- Coordinated performance with Series 5300SST6 stainless steel 316 fittings
- UL, CSA & IP ingress protection ratings aligned with industrial enclosures
- Smooth extruded jackets provide best performance with fittings

Applications:

- Food and beverage industry installations liquid-tight flexible metallic conduit
- Smooth extruded jacket formulated for "splash zone" food and beverage contact per FDA CFR21 and NSF 51/61 requirements
- PVC smooth jacket material will not promote bacteria growth and provides easy washdown
- Used extensively in food processing equipment and corrosive environments where flexibility is necessary for motion, vibration and bending
- Typical applications include food and beverage equipment for grinding, mixing, processing packaging, canning, and bottling machinery
- Liquid-tight applications against water, oils, mild acids and cleaners
- For use in electrical circuits up to 1,000 V

Construction / Material / Finish:

- Galvanized steel core
- PVC (Polyvinyl Chloride) FDA CFR21 compliant compound
- Ink jet printed ratings and technical information
- Trade sizes from 3/8" to 2" (12mm to 63mm) 3/8 to 2", Square lock design
- Color: White

Environment ratings:

Working Temperature:

- Gen:
 - Dry: -20 to +60°C (-4 to +140°F)
- IEC/CE:
 - Gen: -25 to +90°C (-13 to +194°F)

Chemical resistance guide:

- Resistant to Sodium Hypochlorite (bleach)
- See publication TDS000117

T&B Liquidtight Systems™



Certifications / Standards:



Conforms to:

- IEC/EN 61386-1, -23, Conduit Systems for Cable Management
EU DoC: EC-012-17-171
- NSF Certified (3/8 to 2" sizes only)
NSF/ANSI 169 Special Purpose for Food Equipment
- CE (Conformité Européenne, European Conformity)
- RoHS (Restriction of Hazardous Substance Directive)

Standards requirements:

Designed to UL 360 and CSA C22.2, No. 56 standard requirements including:

- ID and OD Dimensions

Meets all IEC/EN 61386-23 standard requirements including:

- Compression strength - Code 4 Heavy; 1250 N/50mm
- Impact strength - Code 4 Heavy; 6 Joules
- Tensile strength - Code 3 Medium; 500 N/2 min.

Ingress protection:

- Provides "Ingress Integrity" between enclosures, fittings, conduits & seals when using LTFE conduits and series 5300SST6 liquidtight fittings
- Covers all trade sizes from 3/8" to 2" (12mm to 63mm)

System ingress ratings:

- Products tested and comply with UL 50E and CSA C22.2, No. 94 Type Rating requirements
- UL file no.: E23018
 - Indoor: Type 4, 12, 13
 - Outdoor: Type 3, 3R, 4
- NEMA 250: Type 3, 3R, 4, 12, 13

IEC system ingress rating:

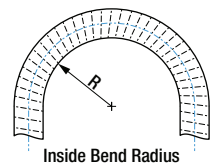
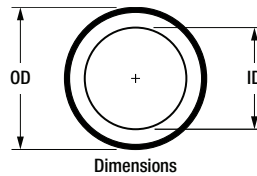
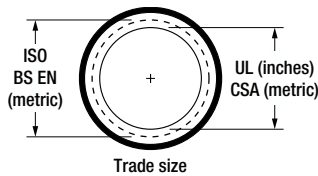
- IP ingress protection per IEC/EN 60529 requirements
- IEC ingress ratings: IP66, IP67



Type LTFE - food & beverage, CE

Product selection and dimensions

Product selection													
Trade size			Coil length										
UL	CSA	ISO BS EN	Carton		Standard reel			Bulk reel			Weight		
			Part No./GID	Feet	Meter	Part No./GID	Feet	Meter	Part No./GID	Feet	Meter	lbs/ft	kg/m
3/8	12	16	LTFES01W-C	100	30	—	—	—	—	—	—	0.20	0.30
			7TAA012LQ0R0000										
1/2	16	20	LTFES02W-C	100	30	—	—	—	—	—	—	0.24	0.36
			7TAA012LQ0R0001										
3/4	21	25	LTFES03W-C	100	30	—	—	—	—	—	—	0.33	0.49
			7TAA012LQ0R0002										
1	27	32	LTFES04W-C	100	30	—	—	—	—	—	—	0.53	0.79
			7TAA012LQ0R0003										
1-1/4	35	40	LTFES05W-B	50	15	—	—	—	—	—	—	0.68	1.01
			7TAA012LQ0R0004										
1-1/2	41	50	LTFES06W-B	50	15	—	—	—	—	—	—	0.88	1.31
			7TAA012LQ0R0005										
2	53	63	LTFES07W-B	50	15	—	—	—	—	—	—	1.02	1.52
			7TAA012LQ0R0006										



Part number	Trade size			Minimum inside bend radius				Inches				Millimeters			
	UL	CSA	ISO BS EN	Static		Dynamic		Inside (ID)		Outside (OD)		Inside (ID)		Outside (OD)	
				Inches	mm	Inches	mm	Inches	mm	Min	Max	Min	Max	Min	Max
LTFES01W-*	3/8	12	16	1.5	38	4.0	102	0.484	0.504	0.690	0.710	12.3	12.8	17.5	18.0
LTFES02W-*	1/2	16	20	2.0	51	5.0	127	0.622	0.642	0.820	0.840	15.8	16.3	20.8	21.3
LTFES03W-*	3/4	21	25	2.5	64	6.0	152	0.820	0.840	1.030	1.050	20.8	21.3	26.2	26.7
LTFES04W-*	1	27	32	3.0	76	12.0	305	1.041	1.066	1.290	1.315	26.4	27.1	32.8	33.4
LTFES05W-*	1-1/4	35	40	3.5	89	15.0	381	1.380	1.410	1.630	1.660	35.1	35.8	41.4	42.2
LTFES06W-*	1-1/2	41	50	4.5	114	17.0	432	1.575	1.600	1.865	1.900	40.0	40.6	47.4	48.3
LTFES07W-*	2	53	63	5.5	140	22.0	559	2.020	2.045	2.340	2.375	51.3	51.9	59.4	60.3

Note: Product must be installed in accordance with applicable national and local electrical codes.

Contact us

ABB Inc.
 Electrification Products
 8155 T&B Boulevard
 Memphis, TN 38125
www.abb.us/lowvoltage

© 2018 ABB Inc. All rights reserved.

