



Customer information packet

L1410TM

5HP, 1725RPM, 1PH, 60HZ, 184T, 3640LC, OPEN, F1

Class - None

Division - Not Applicable

Specifications

Enclosure	OPEN
Frame	184T
Frame Material	Steel
Frequency	60.00 Hz
Haz Area Class and Group	None
Haz Area Division	Not Applicable
Motor Letter Type	Cap Start, Cap Run
Output @ Frequency	5.000 HP @ 60 HZ
Phase	1
Synchronous Speed @ Frequency	1800 RPM @ 60 HZ
Voltage @ Frequency	230.0 V @ 60 HZ
Agency Approvals	UR CSA
Ambient Temperature	40 °C
Auxillary Box	No Auxillary Box
Auxillary Box Lead Termination	None
Base Indicator	Rigid
Bearing Grease Type	Polyrex EM (-20F +300F)
Blower	None
Current @ Voltage	23.000 A @ 230.0 V 25.000 A @ 208.0 V
Design Code	L
Drip Cover	No Drip Cover
Duty Rating	CONT
Efficiency @ 100% Load	82.5 %
Electrically Isolated Bearing	Not Electrically Isolated
Feedback Device	NO FEEDBACK
Front Face Code	Standard
Front Shaft Indicator	None
Heater Indicator	No Heater
High Voltage Full Load Amps	23.0 a
Insulation Class	F

Part detail

Revision	AZ
Type	AC
Mech. spec.	36F009
Base	
Status	PRD/A
Elec. spec.	36WGW903
Layout	36LYF009
Eff. date	05-09-2024
CD Diagram	CD0002A04
Poles	04
Leads	2#10 A PH,3#16 B&J
Proprietary	False
Created date	01-01-0001

Inverter Code	Not Inverter
KVA Code	G
Lifting Lugs	No Lifting Lugs
Locked Bearing Indicator	No Locked Bearing
Motor Lead Exit	Ko Box
Motor Lead Quantity/Wire Size	2 @ 10 AWG, A PH
Motor Lead Termination	Flying Leads
Motor Standards	NEMA
Motor Type	3640LC
Mounting Arrangement	F1
Number of Poles	4
Overall Length	16.50 IN
Power Factor	87
Product Family	General Purpose
Pulley End Bearing Type	Ball
Pulley Face Code	Standard
Pulley Shaft Indicator	Standard
Rodent Screen	None
Service Factor	1.15
Shaft Diameter	1.125 IN
Shaft Extension Location	Pulley End
Shaft Ground Indicator	No Shaft Grounding
Shaft Rotation	Reversible
Shaft Slinger Indicator	No Slinger
Speed	1725 rpm
Speed Code	Single Speed
Starting Method	Direct on line
Thermal Device - Bearing	None
Thermal Device - Winding	Do Not Use
Vibration Sensor Indicator	No Vibration Sensor
Winding Thermal 1	Manual Thermal Overload
Winding Thermal 1 Location	KO
Winding Thermal 2	None

Nameplate

NP1257L									
CAT.NO.	L1410TM								
SPEC.	36F09W903								
HP	5								
VOLTS	230								
AMP	23								
RPM	1725								
FRAME	184T		HZ	60		PH	1		
SER.F.	1.15	CODE	G	DES	L	CL	F		
NEMA-NOM-EFF	82.5	PF	87						
RATING	40C AMB-CONT								
CC									
DE	6206	ODE	6205						
ENCL	OPEN	SN							

Accessories

Part number	Description	Multiplier
36-3403	C FACE KIT	A8
36EP1405A09SP	D-FLANGE KIT	

AC Induction Motor Performance Data

Record # 10877

Typical performance - not guaranteed values

Winding: 36WGW903-R001		Type: 3640LC		Enclosure: OPEN	
Nameplate Data			230 V, 60 Hz: Single Voltage Motor		
Rated Output (HP)	5	Full Load Torque	15 LB-FT		
Volts	230	Start Configuration	direct on line		
Full Load Amps	23	Breakdown Torque	34 LB-FT		
R.P.M.	1725	Pull-up Torque	28 LB-FT		
Hz	60 Phase	1	Locked-rotor Torque	41 LB-FT	
NEMA Design Code	L KVA Code	G	Starting Current	140 A	
Service Factor (S.F.)		1.15	No-load Current	8.4 A	
NEMA Nom. Eff.	82.5 Power Factor	87	Line-line Res. @ 25°C	0.45 Ω A Ph 1.56 Ω B Ph	
Rating - Duty		40C AMB-CONT	Temp. Rise @ Rated Load	90°C	
S.F. Amps			Temp. Rise @ S.F. Load	110°C	

Load Characteristics 230 V, 60 Hz, 5 HP

% of Rated Load	25	50	75	100	125	150	S.F.
Power Factor	60	78	86	89	91	91	0
Efficiency	67.2	79.2	82.7	83	81.5	78.5	0
Speed	1786	1772	1756	1739	1718	1691	0
Line amperes	10.1	13.2	17.2	21.9	27.4	34	25.2

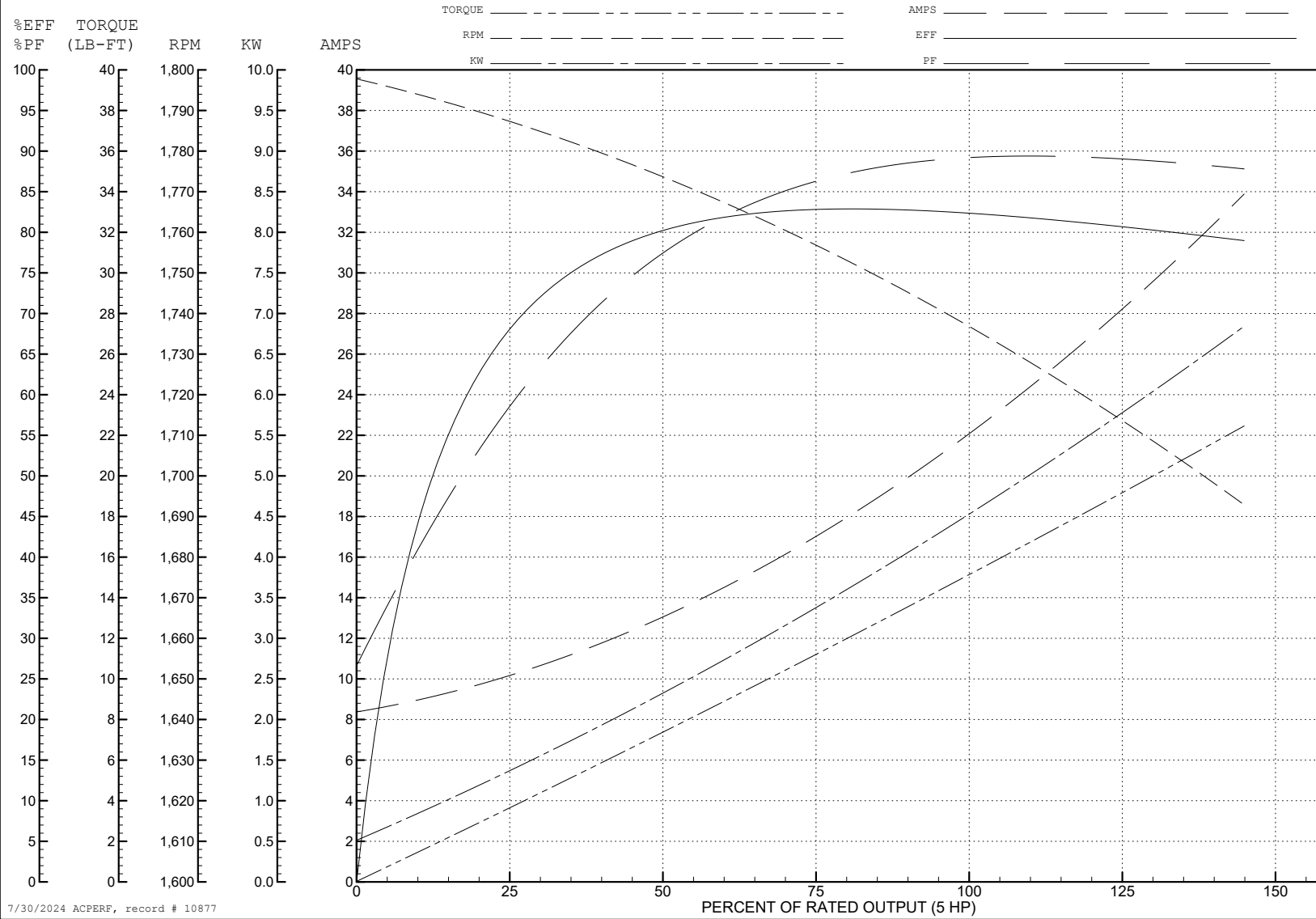
ABB Motors and Mechanical Inc.

WINDING # 36WGW903

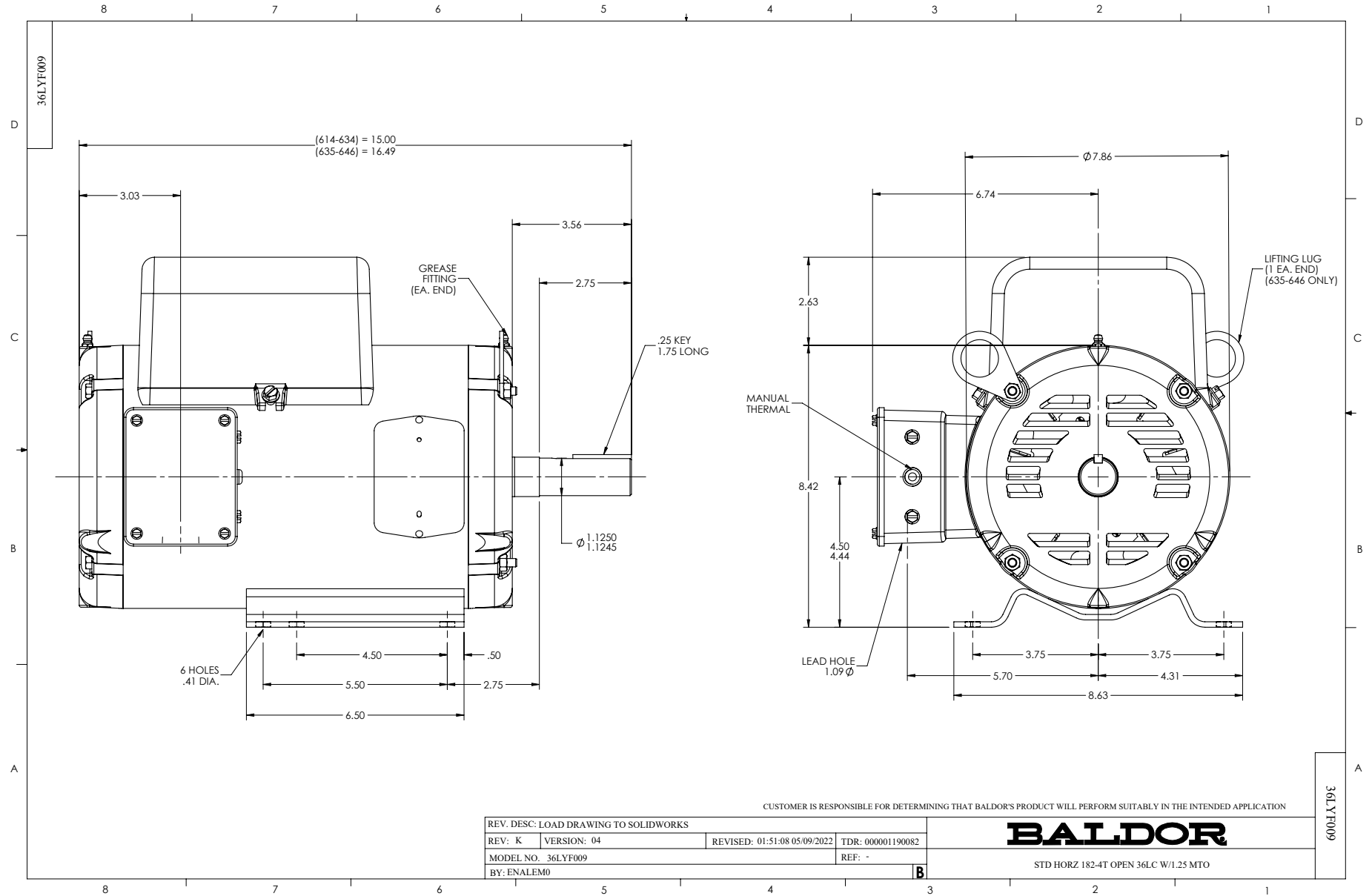
Typical performance - not guaranteed values.

5 HP 1 PH 60 HZ 1725 RPM 230 V 3640LC

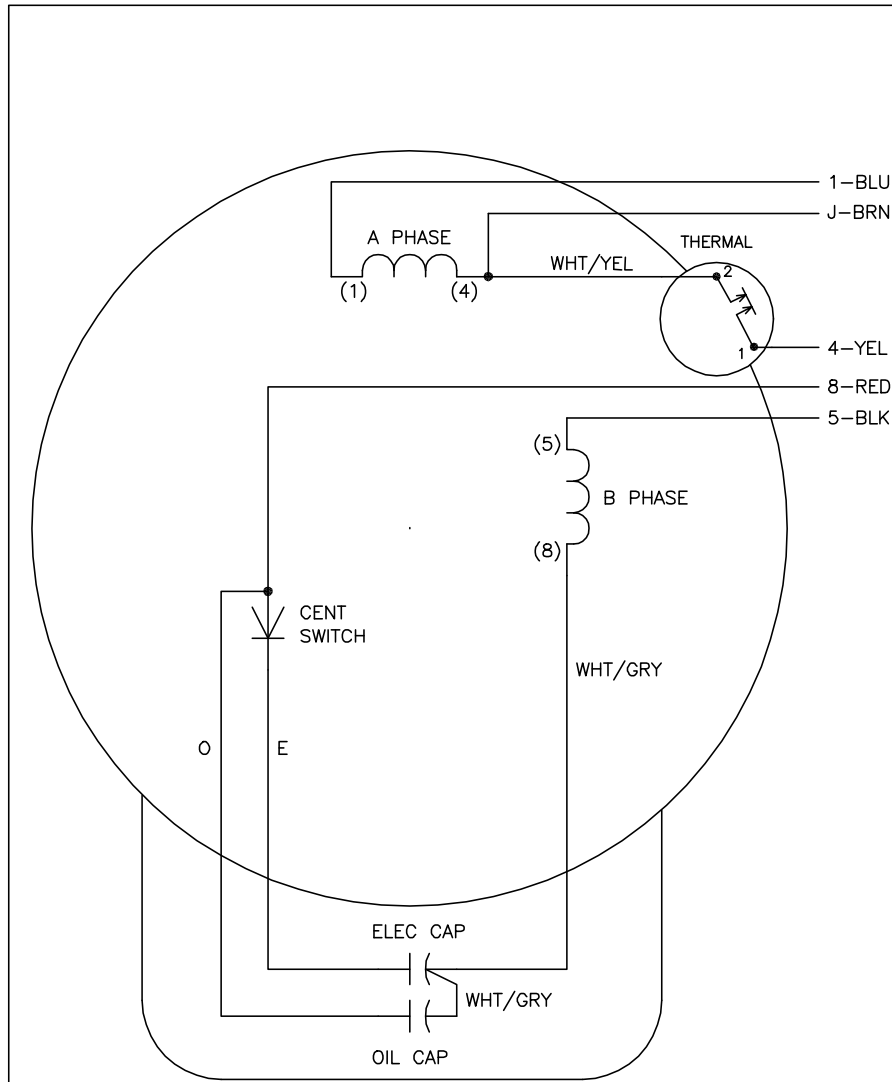
TORQUES (LB-FT): PO=34 PU=28 LR=41 LRA=140



7/30/2024 ACPERF, record # 10877



CD0002A04

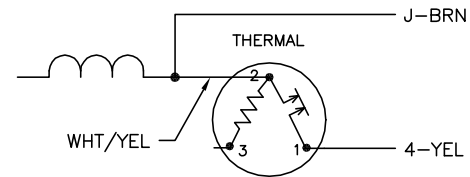


	LINE A	LINE B	JOIN
STD	1,8	4	J,5
OPP	1,5	4	J,8

NOTES:

1. STANDARD ROTATION IS CCW FACING END OPPOSITE SHAFT EXTENSION.
2. MULTIPLE CAPACITORS ARE CONNECTED IN PARALLEL UNLESS OTHERWISE SPECIFIED.
3. LEAD COLORS ARE OPTIONAL. LEADS MUST ALWAYS BE NUMBERED AS SHOWN.

BYPASSING THE HEATER OF A THREE-TERMINAL THERMAL



REV. DESC: NEW	VERSION: 00	TDR: 000000360649
REV. LTR: -	FILE: \AAA\00126\009	REVISED: 17:08:44 04/15/2005
CD0002A04	MTL: -	BY: ENJOEPO

BALDOR ELECTRIC Co.

TYPE LC, SV, REV, 2-TERMINAL THERMAL, 5 LEADS

CD0002A04