

BALDOR • RELIANCE

Customer information packet

L1200

.17HP, 1725RPM, 1PH, 60HZ, 48, 3408L, OPEN, F1

Class - None

Division - Not Applicable

Specifications

Enclosure	OPEN
Frame	48
Frame Material	Steel
Frequency	60.00 Hz
Haz Area Class and Group	None
Haz Area Division	Not Applicable
Motor Letter Type	Cap Start, Induction Run
Output @ Frequency	.170 HP @ 60 HZ
Phase	1
Synchronous Speed @ Frequency	1800 RPM @ 60 HZ
Voltage @ Frequency	115.0 V @ 60 HZ 230.0 V @ 60 HZ
Agency Approvals	UR CSA
Ambient Temperature	40 °C
Auxillary Box	No Auxillary Box
Auxillary Box Lead Termination	None
Base Indicator	Rigid
Bearing Grease Type	Polyrex EM (-20F +300F)
Blower	None
Current @ Voltage	1.900 A @ 230.0 V 2.300 A @ 208.0 V 3.800 A @ 115.0 V
Design Code	N
Drip Cover	No Drip Cover
Duty Rating	CONT
Efficiency @ 100% Load	49.0 %
Electrically Isolated Bearing	Not Electrically Isolated
Feedback Device	NO FEEDBACK
Front Face Code	Standard
Front Shaft Indicator	None
Heater Indicator	No Heater

Part detail

Revision	AA
Type	AC
Mech. spec.	34F001
Base	
Status	PRD/A
Elec. spec.	34WGW020
Layout	34LYF001
Eff. date	02-08-2024
CD Diagram	CD0001
Poles	04
Leads	6#18
Proprietary	False
Created date	01-01-0001

High Voltage Full Load Amps	1.9 a
Insulation Class	B
Inverter Code	Not Inverter
KVA Code	M
Lifting Lugs	No Lifting Lugs
Locked Bearing Indicator	No Locked Bearing
Motor Lead Exit	Ko Box
Motor Lead Quantity/Wire Size	6 @ 18 AWG
Motor Lead Termination	Flying Leads
Motor Standards	NEMA
Motor Type	3408L
Mounting Arrangement	F1
Number of Poles	4
Overall Length	9.13 IN
Power Factor	57
Product Family	General Purpose
Pulley End Bearing Type	Ball
Pulley Face Code	Standard
Pulley Shaft Indicator	Standard
Rodent Screen	None
RoHS Status	ROHS COMPLIANT
Service Factor	1.35
Shaft Diameter	0.500 IN
Shaft Extension Location	Pulley End
Shaft Ground Indicator	No Shaft Grounding
Shaft Rotation	Reversible
Shaft Slinger Indicator	No Slinger
Speed	1725 rpm
Speed Code	Single Speed
Starting Method	Direct on line
Thermal Device - Bearing	None
Thermal Device - Winding	None
Vibration Sensor Indicator	No Vibration Sensor
Winding Thermal 1	None

Winding Thermal 2

None

Nameplate

NP1256L									
CAT.NO.	L1200								
SPEC.	34F01W20								
HP	.17								
VOLTS	115/230								
AMP	3.8/1.9								
RPM	1725								
FRAME	48		HZ	60		PH	1		
SER.F.	1.35	CODE	M	DES	N	CLASS	B		
NEMA-NOM-EFF	49	PF	57						
RATING	40C AMB-CONT								
CC									
DE	6203		ODE	6203					
ENCL	OPEN	SN							
	SFA 4.4/2.2								

AC Induction Motor Performance Data

Record # 6851

Typical performance - not guaranteed values

Winding: 34WGW020-R001		Type: 3408L		Enclosure: TEFC	
Nameplate Data			230 V, 60 Hz: High Voltage Connection		
Rated Output (HP)	.17		Full Load Torque	0.5 LB-FT	
Volts	115/230		Start Configuration	direct on line	
Full Load Amps	3.8/1.9		Breakdown Torque	1.38 LB-FT	
R.P.M.	1725		Pull-up Torque	1.2 LB-FT	
Hz	60 Phase	1	Locked-rotor Torque	2.13 LB-FT	
NEMA Design Code	N KVA Code	M	Starting Current	7.8 A	
Service Factor (S.F.)	1.35		No-load Current	1.75 A	
NEMA Nom. Eff.	49 Power Factor	57	Line-line Res. @ 25°C	13.7 Ω A Ph 10.8 Ω B Ph	
Rating - Duty	40C AMB-CONT		Temp. Rise @ Rated Load	50°C	
S.F. Amps	4.4/2.2		Temp. Rise @ S.F. Load	61°C	

Load Characteristics 230 V, 60 Hz, 0.17 HP

% of Rated Load	25	50	75	100	125	150	S.F.
Power Factor	32	41	49	57	63	69	67
Efficiency	21	35	45	49	52	53	53
Speed	1775	1760	1730	1710	1685	1650	1665
Line amperes	1.75	1.8	1.9	2	2.1	2.4	2.2

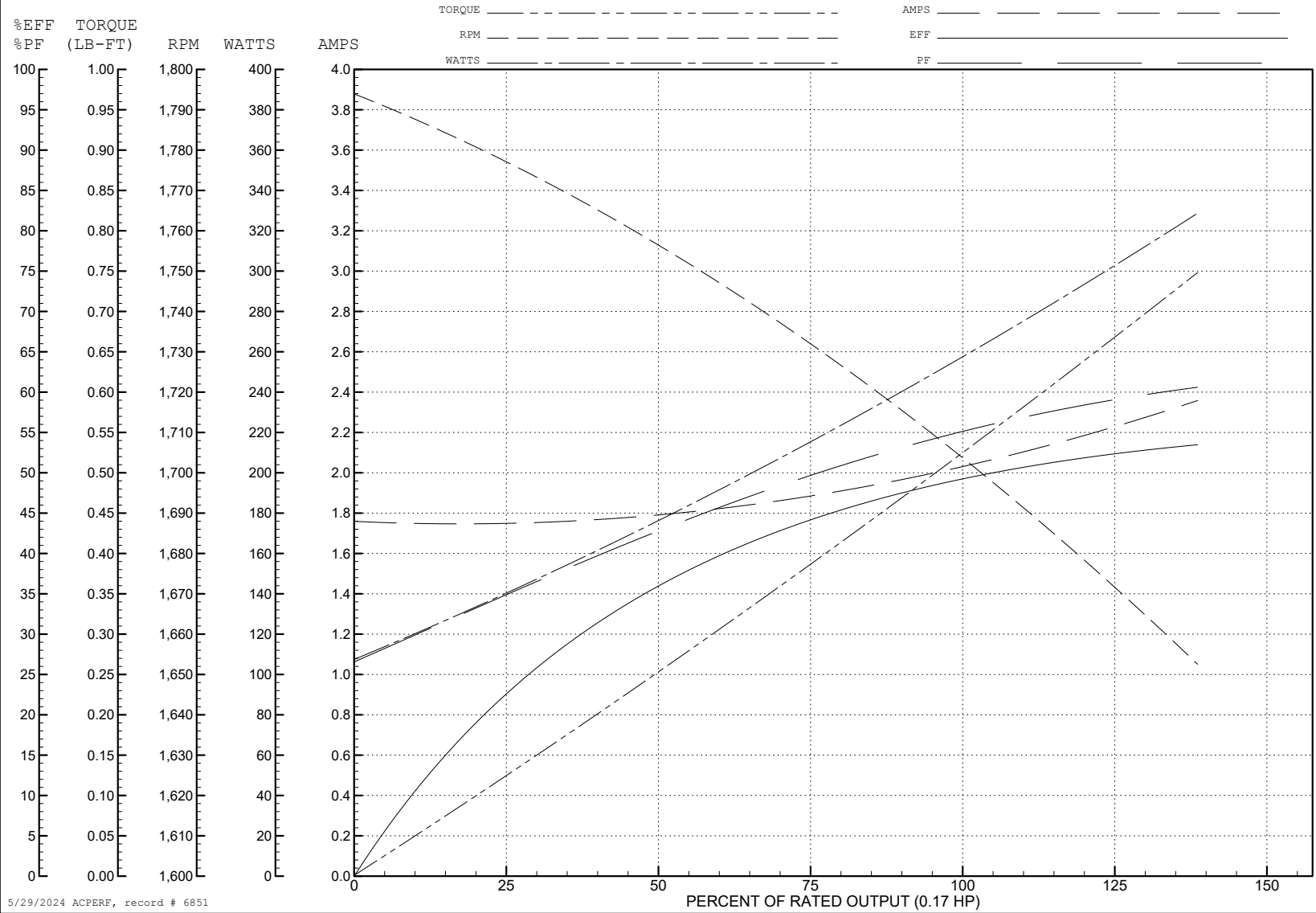
ABB Motors and Mechanical Inc.

WINDING # 34WGW020

Typical performance - not guaranteed values.

0.17 HP 1 PH 60 HZ 1725 RPM 230 V 3408L

TORQUES (LB-FT): PO=1.38 PU=1.2 LR=2.13 LRA=7.8



5/29/2024 ACPERF, record # 6851

AC Induction Motor Performance Data

Record # 69691

Typical performance - not guaranteed values

Winding: 34WGW020-R001			Type: 348L	Enclosure: TEFC	
Nameplate Data			115 V, 60 Hz: Low Voltage Connection		
Rated Output (HP)	.17		Full Load Torque	0.5 LB-FT	
Volts	115/230		Start Configuration	direct on line	
Full Load Amps	3.8/1.9		Breakdown Torque	1.38 LB-FT	
R.P.M.	1725		Pull-up Torque	1.2 LB-FT	
Hz	60	Phase	1	Locked-rotor Torque	2.35 LB-FT
NEMA Design Code	N	KVA Code	M	Starting Current	16.2 A
Service Factor (S.F.)	1.35		No-load Current	3.5 A	
NEMA Nom. Eff.	49	Power Factor	57	Line-line Res. @ 25°C	3.23 Ω A Ph 10.5 Ω B Ph
Rating - Duty	40C AMB-CONT		Temp. Rise @ Rated Load	50°C	
S.F. Amps	4.4/2.2		Temp. Rise @ S.F. Load	58°C	
			Locked-rotor Power Factor	95	
			Rotor inertia	0.019 LB-FT ²	

Load Characteristics 115 V, 60 Hz, 0.17 HP

% of Rated Load	25	50	75	100	125	150	S.F.
Power Factor	37	43	47	54	60	60	60
Efficiency	21	34.9	44.9	49	51.9	52.9	52.3
Speed	1775	1760	1730	1710	1685	1650	1671
Line amperes	3.5	3.6	3.8	4	4.2	4.8	4.44

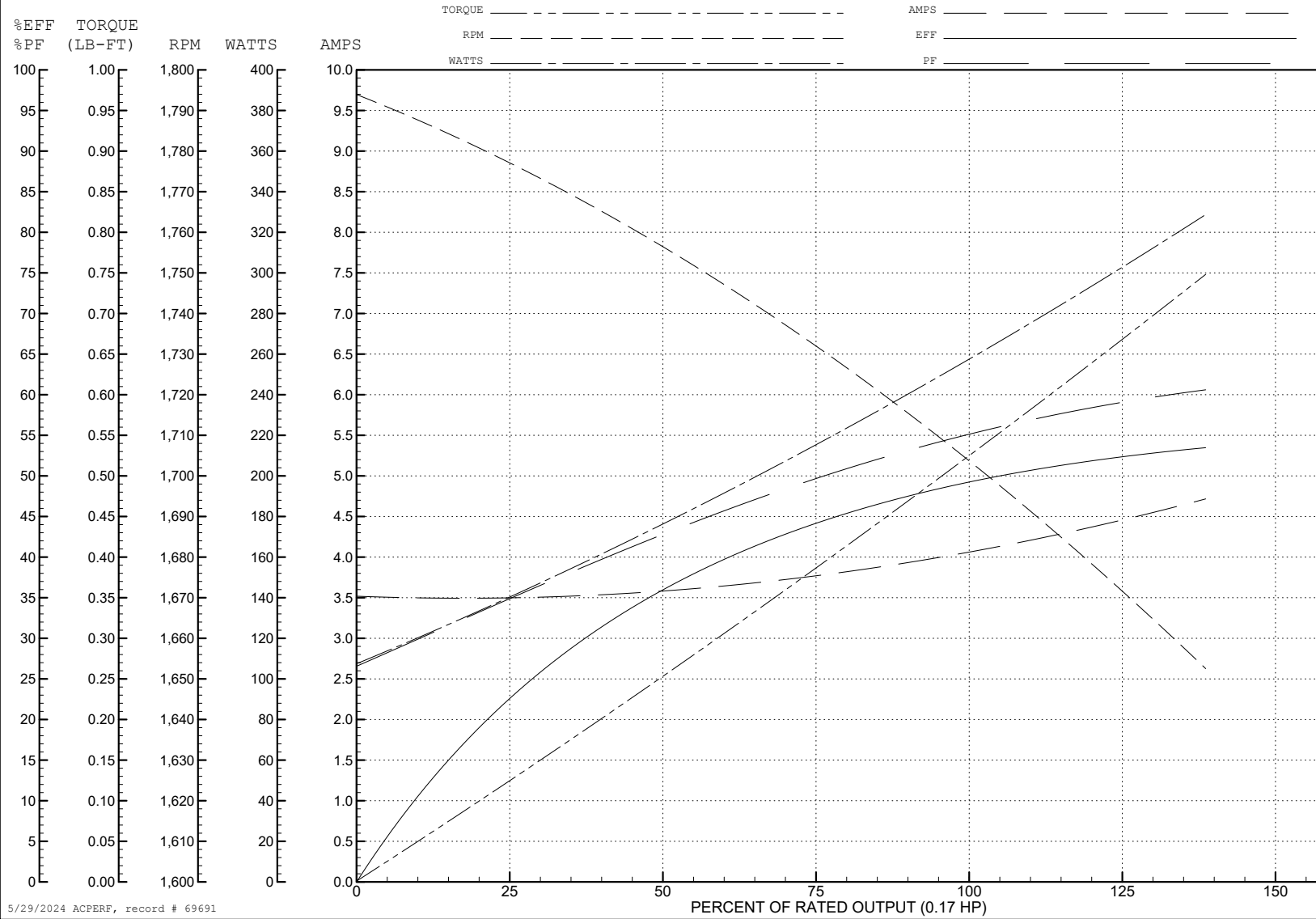
ABB Motors and Mechanical Inc.

WINDING # 34WGW020

0.17 HP 1 PH 60 HZ 1725 RPM 115 V 348L

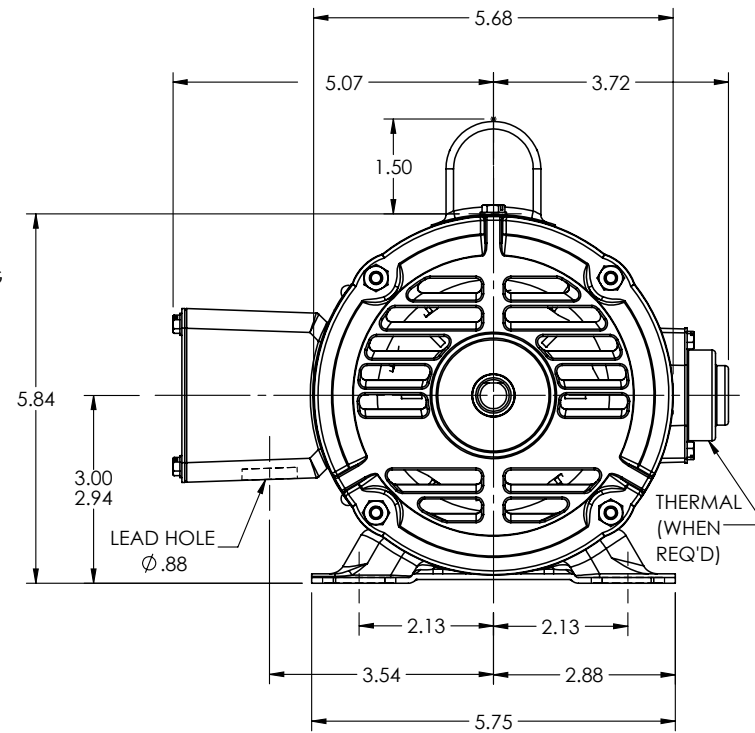
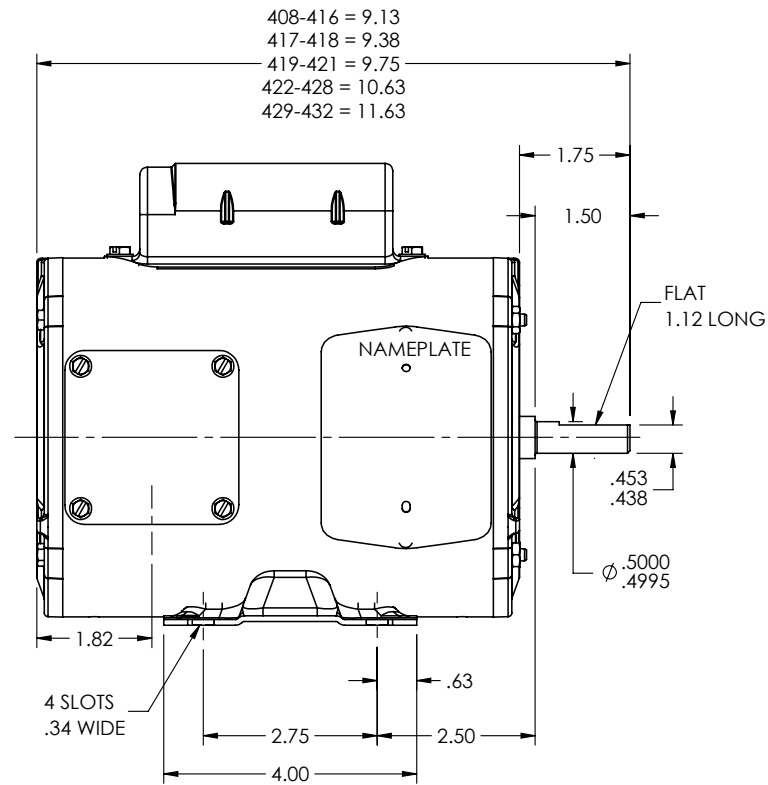
Typical performance - not guaranteed values.

TORQUES (LB-FT): PO=1.38 PU=1.2 LR=2.35 LRA=16.2



5/29/2024 ACPERF, record # 69691

34LYF001



CUSTOMER IS RESPONSIBLE FOR DETERMINING THAT THE PRODUCT WILL PERFORM SUITABLY IN THE INTENDED APPLICATION

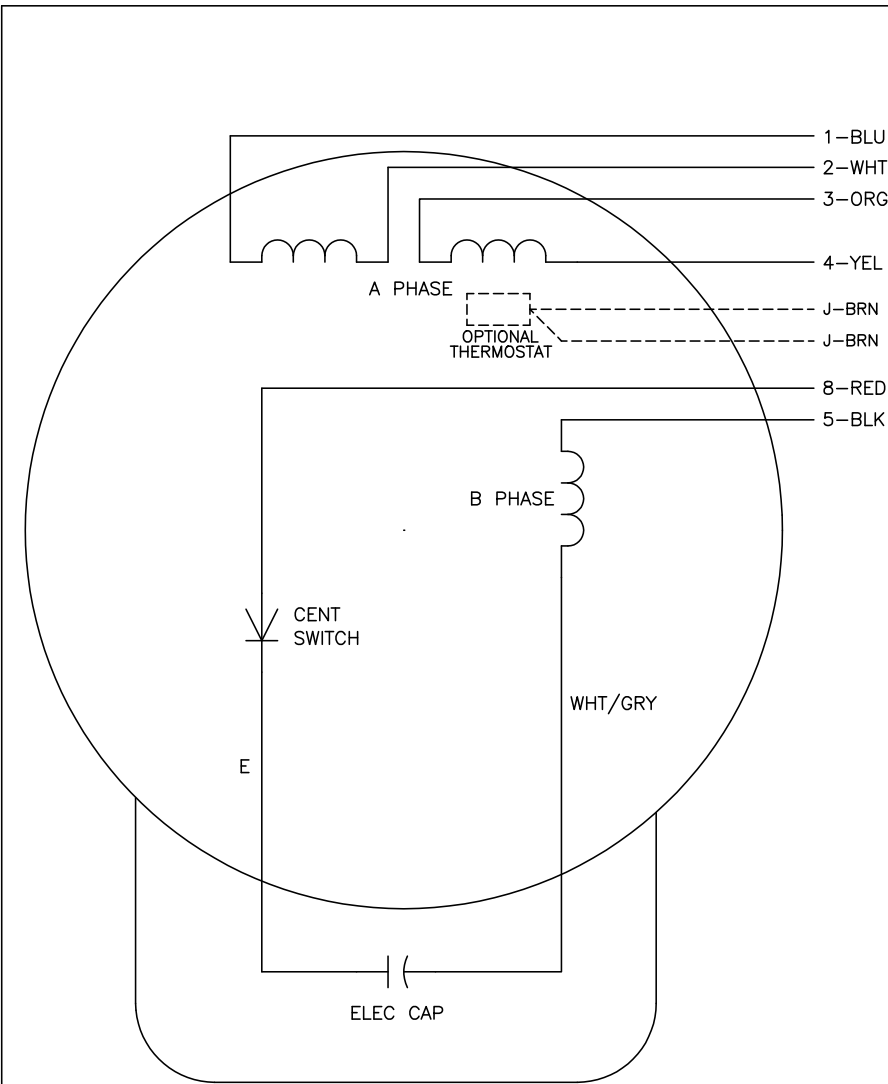
REV. DESC: LOAD TO SOLIDWORKS			
REV: K	VERSION: 04	REVISED: 01:16:59 08/08/2022	TDR: 000001194274
34LYF001	MODEL NO. 34LYF001		REF: -
	BY: ENFRAJ0		

BALDOR - RELIANCE®

STD HORZ MODEL 34L NEMA 48 OPEN

34LYF001

CD0001



	LINE A	LINE B	JOIN
HIGH STD	1	4,5	2,3,8
HIGH OPP	1	4,8	2,3,5
LOW STD	1,3,8	2,4,5	-
LOW OPP	1,3,5	2,4,8	-

NOTES:

1. STANDARD ROTATION IS CCW FACING END OPPOSITE SHAFT EXTENSION.
2. OPTIONAL THERMOSTAT IS PROVIDED WHEN SPECIFIED.
3. MULTIPLE CAPACITORS ARE CONNECTED IN PARALLEL UNLESS OTHERWISE SPECIFIED.
4. LEAD COLORS ARE OPTIONAL. LEADS MUST ALWAYS BE NUMBERED AS SHOWN.

REV. DESC: REVISE TO SHOW OPTIONAL COLORS			
REV. LTR: D	BY: JLP	REVISED: 04/08/99 1:16	TDR: 0178636
100000		FILE: AAA00007405	MDL: -
		MTL: -	

BALDOR ELECTRIC Co.

TYPE L, DV, REV, 6 LEADS

CD0001