



Customer information packet

EM3607T

1.5HP, 1165RPM, 3PH, 60HZ, 182T, 3632M, TEFC, F

Class - None

Division - Not Applicable

Specifications

Enclosure	TEFC
Frame	182T
Frame Material	Steel
Frequency	60.00 Hz
Motor Letter Type	Three Phase
Output @ Frequency	1.500 HP @ 60 HZ
Phase	3
Synchronous Speed @ Frequency	1200 RPM @ 60 HZ
Voltage @ Frequency	230.0 V @ 60 HZ 460.0 V @ 60 HZ
XP Class and Group	None
XP Division	Not Applicable
Agency Approvals	CSA EEV CURUSEEV NEMA PREMIUM NEMA_PREMIUM UR
Ambient Temperature	40 °C
Auxillary Box	No Auxillary Box
Auxillary Box Lead Termination	None
Base Indicator	Rigid
Bearing Grease Type	Polyrex EM (-20F +300F)
Blower	None
Current @ Voltage	4.800 A @ 230.0 V 5.000 A @ 208.0 V 2.400 A @ 460.0 V
Design Code	B
Drip Cover	No Drip Cover
Duty Rating	CONT
Efficiency @ 100% Load	87.5 %
Electrically Isolated Bearing	Not Electrically Isolated
Feedback Device	NO FEEDBACK

Part detail

Revision	J
Type	AC
Mech. spec.	36G271
Base	
Status	PRD/A
Elec. spec.	36WGS916
Layout	36LYG271
Eff. date	03-19-2024
CD Diagram	CD0005
Poles	06
Leads	9#16
Proprietary	False
Created date	05-16-2012

Front Face Code	Standard
Front Shaft Indicator	None
Heater Indicator	No Heater
High Voltage Full Load Amps	2.4 a
Insulation Class	F
Inverter Code	Inverter Ready
KVA Code	K
Lifting Lugs	No Lifting Lugs
Locked Bearing Indicator	No Locked Bearing
Motor Lead Exit	Ko Box
Motor Lead Quantity/Wire Size	9 @ 16 AWG
Motor Lead Termination	Flying Leads
Motor Standards	NEMA
Motor Type	3632M
Mounting Arrangement	F1
Number of Poles	6
Overall Length	16.55 IN
Power Factor	67
Product Family	General Purpose
Pulley End Bearing Type	Ball
Pulley Face Code	Standard
Pulley Shaft Indicator	Standard
Rodent Screen	None
Service Factor	1.15
Shaft Diameter	1.125 IN
Shaft Extension Location	Pulley End
Shaft Ground Indicator	No Shaft Grounding
Shaft Rotation	Reversible
Shaft Slinger Indicator	No Slinger
Speed	1165 rpm
Speed Code	Single Speed
Starting Method	Direct on line
Thermal Device - Bearing	None
Thermal Device - Winding	None

Vibration Sensor Indicator	No Vibration Sensor
Winding Thermal 1	None
Winding Thermal 2	None

Nameplate

NP3441LUA

CAT.NO.	EM3607T						
SPEC	36G271S916G2						
HP	1.5						
VOLTS	230/460						
AMPS	4.8/2.4						
RPM	1165						
FRAME	182T		HZ	60		PH	3
SF	1.15	CODE	K	DES	B	CLASS	F
NEMA NOM. EFF	87.5	PF	67				
RATING	40C AMB-CONT						
CC	010A						
ENCL	TEFC	SER					
DE	6206	ODE	6205				
VPWM INVERTER READY							
CT6-60H(10:1)VT3-60H(20:1)	50Hz 1.5HP 190/380V 4.8/2.4A						SF1.0

AC Induction Motor Performance Data

Record # 38403

Typical performance - not guaranteed values

Winding: 36WGS916-R004		Type: 3632M	Enclosure: TEFC		
Nameplate Data			460 V, 60 Hz: High Voltage Connection		
Rated Output (HP)	1.5		Full Load Torque	6.86 LB-FT	
Volts	230/460		Start Configuration	direct on line	
Full Load Amps	4.8/2.4		Breakdown Torque	23.8 LB-FT	
R.P.M.	1165		Pull-up Torque	12.5 LB-FT	
Hz	60 Phase	3	Locked-rotor Torque	15.3 LB-FT	
NEMA Design Code	B	KVA Code	K	Starting Current	15.8 A
Service Factor (S.F.)	1.15		No-load Current	1.47 A	
NEMA Nom. Eff.	87.5	Power Factor	67	Line-line Res. @ 25°C	7.3716 Ω
Rating - Duty	40C AMB-CONT		Temp. Rise @ Rated Load	34°C	
S.F. Amps			Temp. Rise @ S.F. Load	41°C	
			Locked-rotor Power Factor	30	
			Rotor inertia	0.301 LB-FT ²	

Load Characteristics 460 V, 60 Hz, 1.5 HP

% of Rated Load	25	50	75	100	125	150	S.F.
Power Factor	30	48	59	67	71	74	69
Efficiency	79.1	86	87.5	87.5	86.5	85.2	86.9
Speed	1192.2	1184.8	1176.8	1168.1	1158.2	1147.5	1162
Line amperes	1.57	1.77	2.07	2.43	2.88	3.36	2.7

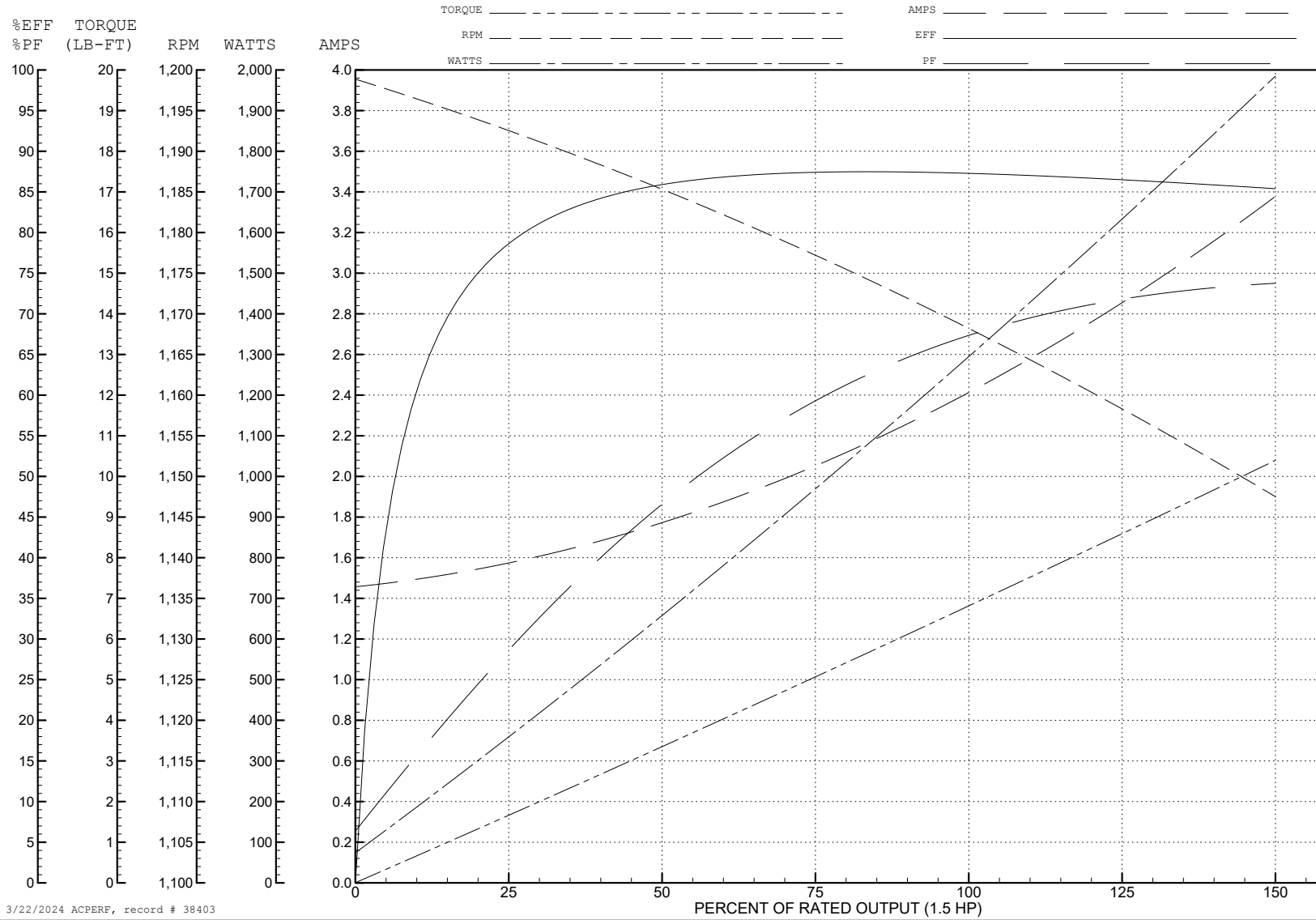
ABB Motors and Mechanical Inc.

WINDING # 36WGS916

Typical performance - not guaranteed values.

1.5 HP 3 PH 60 HZ 1165 RPM 460 V 3632M

TORQUES (LB-FT): PO=23.8 PU=12.5 LR=15.3 LRA=15.8

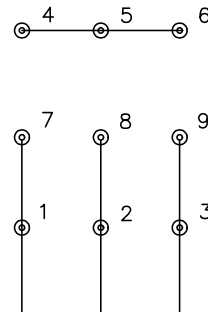


3/22/2024 ACPERF, record # 38403

CD0005

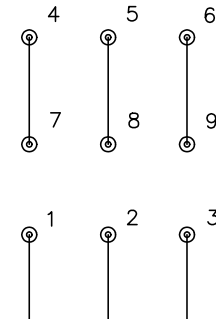


LOW VOLTAGE
(2Y)



LINE

HIGH VOLTAGE
(1Y)



LINE

NOTES:

1. INTERCHANGE ANY TWO LINE LEADS TO REVERSE ROTATION.
2. OPTIONAL THERMOSTATS ARE PROVIDED WHEN SPECIFIED.
3. ACTUAL NUMBER OF INTERNAL PARALLEL CIRCUITS MAY BE A MULTIPLE OF THOSE SHOWN ABOVE.
4. LEAD COLORS ARE OPTIONAL. LEADS MUST ALWAYS BE NUMBERED AS SHOWN.

CD0005

REV. DESC: REVISE TO SHOW OPTIONAL COLORS			
REV. LTR: E	BY: JLP	REVISED: 01/19/99 10:15	TDR: 0171435
S00000		FILE: AAA00005140	MDL: -
		MTL: -	

BALDOR ELECTRIC Co.

3PH, DV, 9 LEADS