



---

# Customer information packet

## EL3605T

2HP, 1740RPM, 1PH, 60HZ, 184T, 3623LC, TEFC, F1

Class - None

Division - Not Applicable

## Specifications

Enclosure	TEFC
Frame	182T
Frame Material	Steel
Frequency	60.00 Hz
Motor Letter Type	Cap Start, Cap Run
Output @ Frequency	2.000 HP @ 60 HZ
Phase	1
Synchronous Speed @ Frequency	1800 RPM @ 60 HZ
Voltage @ Frequency	115.0 V @ 60 HZ 230.0 V @ 60 HZ
XP Class and Group	None
XP Division	Not Applicable
Agency Approvals	UR CSA CSA EEV
Ambient Temperature	40 °C
Auxillary Box	No Auxillary Box
Auxillary Box Lead Termination	None
Base Indicator	Rigid
Bearing Grease Type	Polyrex EM (-20F +300F)
Blower	None
Current @ Voltage	8.800 A @ 230.0 V 17.600 A @ 115.0 V
Design Code	L
Drip Cover	No Drip Cover
Duty Rating	CONT
Efficiency @ 100% Load	82.5 %
Electrically Isolated Bearing	Not Electrically Isolated
Feedback Device	NO FEEDBACK
Front Face Code	Standard
Front Shaft Indicator	None
Heater Indicator	No Heater

## Part detail

Revision	AS
Type	AC
Mech. spec.	36E004
Base	
Status	PRD/A
Elec. spec.	36WGY546
Layout	36LYE004
Eff. date	12-09-2020
CD Diagram	CD0055
Poles	04
Leads	4#14 A PH,2#16 B PH
Proprietary	False
Created date	01-01-0001

High Voltage Full Load Amps	8.8 a
Insulation Class	F
Inverter Code	Not Inverter
KVA Code	J
Lifting Lugs	No Lifting Lugs
Locked Bearing Indicator	No Locked Bearing
Motor Lead Exit	Ko Box
Motor Lead Quantity/Wire Size	4 @ 14 AWG, A PH
Motor Lead Termination	Flying Leads
Motor Standards	NEMA
Motor Type	3623LC
Mounting Arrangement	F1
Number of Poles	4
Overall Length	16.56 IN
Power Factor	90
Product Family	General Purpose
Pulley End Bearing Type	Ball
Pulley Face Code	Standard
Pulley Shaft Indicator	Standard
Rodent Screen	None
Service Factor	1.15
Shaft Diameter	1.125 IN
Shaft Extension Location	Pulley End
Shaft Ground Indicator	No Shaft Grounding
Shaft Rotation	Reversible
Shaft Slinger Indicator	No Slinger
Speed	1740 rpm
Speed Code	Single Speed
Starting Method	Direct on line
Thermal Device - Bearing	None
Thermal Device - Winding	None
Vibration Sensor Indicator	No Vibration Sensor
Winding Thermal 1	None
Winding Thermal 2	None

**Nameplate**

<b>NP2116L</b>									
<b>CAT.NO.</b>	EL3605T								
<b>SPEC.</b>	36E004Y546G1								
<b>HP</b>	2								
<b>VOLTS</b>	115/230								
<b>AMP</b>	17.6/8.8								
<b>RPM</b>	1740								
<b>FRAME</b>	182T			<b>HZ</b>	60		<b>PH</b>	1	
<b>SER.F.</b>	1.15	<b>CODE</b>	J	<b>DES</b>	L	<b>CL</b>	F		
<b>NEMA-NOM-EFF</b>	82.5	<b>PF</b>	90						
<b>RATING</b>	40C AMB-CONT								
<b>CC</b>				<b>USABLE AT 208V</b>					
<b>DE</b>	6206	<b>ODE</b>	6205						
<b>ENCL</b>	TEFC	<b>SN</b>							
	SFA 20.4/10.2								

## Parts list

Part number	Description	Quantity
SA034406	SA 36E004Y546G1	1.000 ea
RA030434	RA 36E004Y546G1	1.000 ea
36CB3004	36 CB CASTING W/1.09 DIA LEAD HOLE @ 6:0	1.000 ea
36GS1000SP	GASKET-CONDUIT BOX, .06 THICK #SV-330 LE	1.000 ea
51XB1016A08	10-16X 1/2HXWSSLD SERTYB	2.000 ea
11XW1032G06	10-32 X .38, TAPTITE II, HEX WSHR SLTD U	1.000 ea
HW3001B01	BRASS CUP WASHER, FOR #10 SCREW	1.000 ea
36EP3104A01	FREP MACH ASSEMBLY FOR ROUTING	1.000 ea
HW4500A01	1641B(ALEMITE)400 UNIV, GREASE FITT	1.000 ea
13XF0832A08	8-32 X.50 PAN HD,SLTD, TYPE F SCREW, ZIN	2.000 ea
36GS3000	GASKET, CAPACITOR COVER LEXIDE	1.000 ea
51XW2520A10	.25-20 X .62, TAPTITE II, HEX WSHR SLTD	2.000 ea
HW5100A05	WVY WSHR F/205 & 304 BRGS	1.000 ea
36EP3100A01SP	PUEP ASSEMBLY FOR ROUTING PURPOSES	1.000 ea
HW4500A01	1641B(ALEMITE)400 UNIV, GREASE FITT	1.000 ea
XY2520A12	1/4-20 HEX NUT, DIRECTIONAL SERRATIONS	4.000 ea
51XB1214A16	12-14X1.00 HXWSSLD SERTYB	1.000 ea
51XW1032A06	10-32 X .38, TAPTITE II, HEX WSHR SLTD S	3.000 ea
36CB4516	750LIPPED CB LID - GALVANNEAL	1.000 ea
37GS1001	GASKET, CONDUIT BOX LID, .06 THICK LEXID	1.000 ea
51XW0832A07	8-32 X .44, TAPTITE II, HEX WSHR SLTD SE	4.000 ea
HW2501E16	KEY, 1/4 SQ X 1.750	1.000 ea
HA7000A02	KEY RETAINER RING, 1 1/8 DIA, 1 3/8 DIA	1.000 ea
85XU0407S04	4X1/4 U DRIVE PIN STAINLESS	2.000 ea
36CB5009A01	CAPACITOR BOX KIT, 36CB3800Z, EC1645A06,	1.000 ea
MJ1000A02	GREASE, POLYREX EM EXXON	0.050 lb
36FN3000C01SP	EXFN, PLASTIC, 5.25 OD, .912 ID	1.000 ea
HA3101A25	THRUBOLT 1/4-20 X 11.000 OHIO ROD	4.000 ea
MG1000Y03	MUNSELL 2.53Y 6.70/ 4.60, GLOSS 20,	0.022 ga
WD1000A15	3-520132-2 AMP FLAG (4M/RL NON-CANC/NON-	6.000 ea
36FH4009A102	IEC FH GREASER PRIMED	1.000 ea

SP5172A05	37 TYPE LC TORQ STAT SW LEAD ASSEMBLY	1.000 ea
LC0001A01	CONN LABEL / WARNING LABEL (LC0001 / LB1	1.000 ea
NP2116L	ALUM SUPER-E UL CSA CC	1.000 ea
36PA1001	PKG GRP, PRINT PK1017A06	1.000 ea
MN416A01	TAG-INSTAL-MAINT no wire (2100bx)4/22	1.000 ea

**Accessories**

<b>Part number</b>	<b>Description</b>	<b>Multiplier</b>
36-3301	C FACE KIT	A8
36EP1304A62SP	FLANGE MTD ENDPLATE 182-4TD -ENCL (LESS	A8

**AC Induction Motor Performance Data**

Record # 11408

Typical performance - not guaranteed values

Winding: 36WGY546-R001		Type: 3623LC	Enclosure: TEFC	
<b>Nameplate Data</b>			<b>230 V, 60 Hz: High Voltage Connection</b>	
Rated Output (HP)	2	Full Load Torque	6.1 LB-FT	
Volts	115/230	Start Configuration	direct on line	
Full Load Amps	17.6/8.8	Breakdown Torque	13.2 LB-FT	
R.P.M.	1740	Pull-up Torque	9.2 LB-FT	
Hz	60 Phase	Locked-rotor Torque	14.7 LB-FT	
NEMA Design Code	L KVA Code	Starting Current	62.4 A	
Service Factor (S.F.)	1.15	No-load Current	2.72 A	
NEMA Nom. Eff.	82.5 Power Factor	Line-line Res. @ 25°C	1.22 Ω A Ph 0.64 Ω B Ph	
Rating - Duty	40C AMB-CONT	Temp. Rise @ Rated Load	55°C	
S.F. Amps	20.4/10.2	Temp. Rise @ S.F. Load	71°C	

**Load Characteristics 230 V, 60 Hz, 2 HP**

% of Rated Load	25	50	75	100	125	150	S.F.
Power Factor	67	82	87	90	91	90	0
Efficiency	72.4	82.1	84	83	80.1	75.4	0
Speed	1784	1771	1755	1739	1716	1685	0
Line amperes	3.48	4.9	6.68	8.78	11.28	14.36	10.2



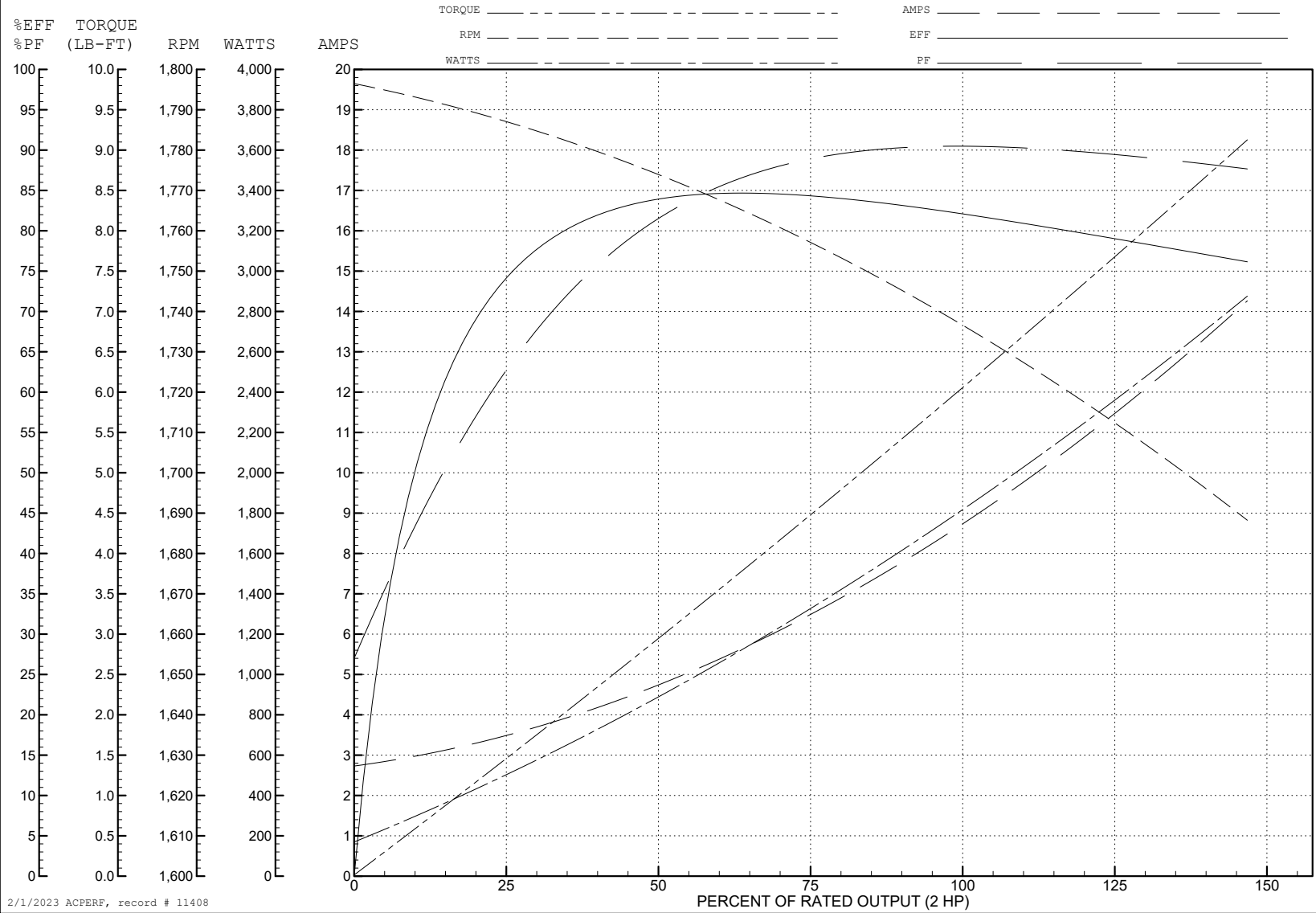
ABB Motors and Mechanical Inc.

WINDING # 36WGY546

Typical performance - not guaranteed values.

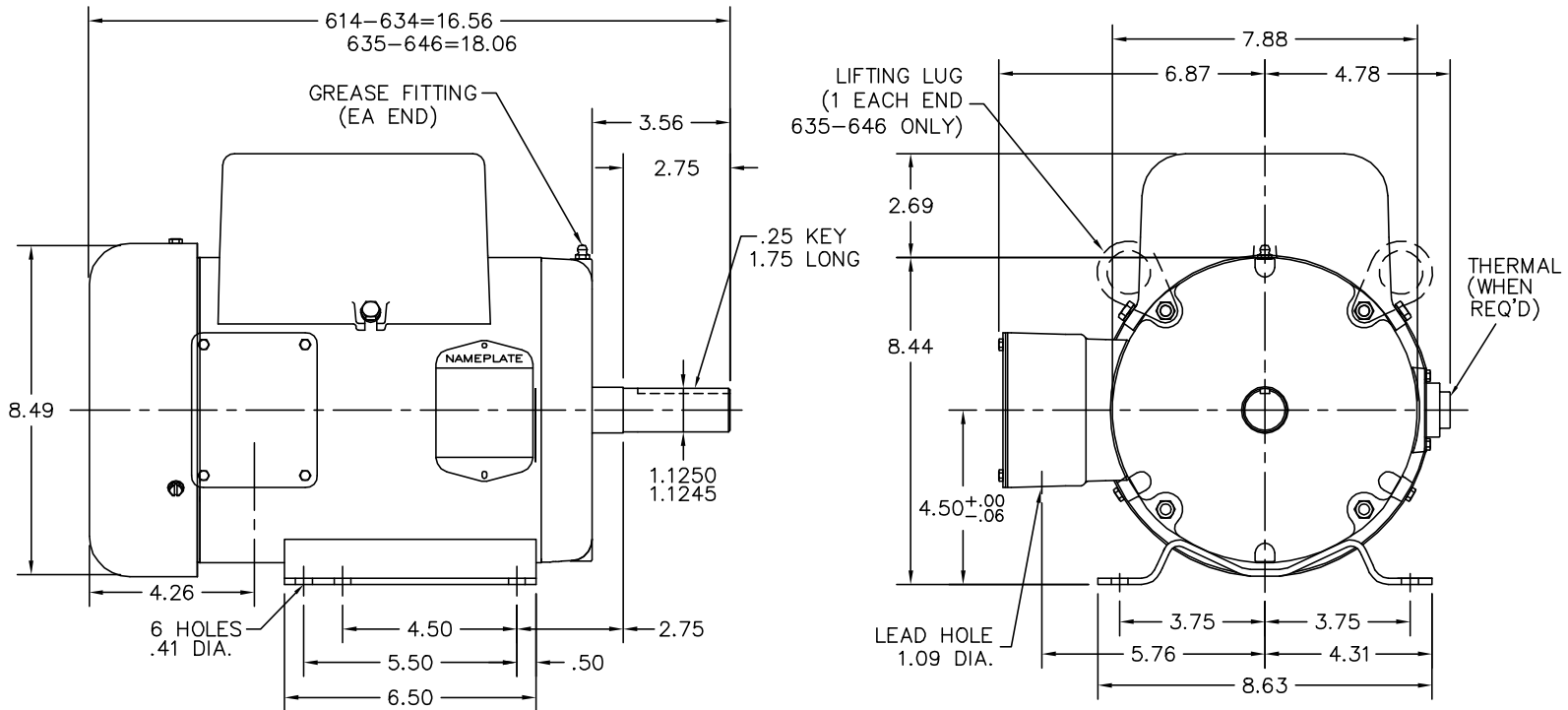
2 HP 1 PH 60 HZ 1740 RPM 230 V 3623LC

TORQUES (LB-FT): PO=13.2 PU=9.2 LR=14.7 LRA=62.4



2/1/2023 ACPERF, record # 11408

36LYE004



CUSTOMER IS RESPONSIBLE FOR DETERMINING THAT BALDOR'S PRODUCT WILL PERFORM SUITABLY IN THE INTENDED APPLICATION.

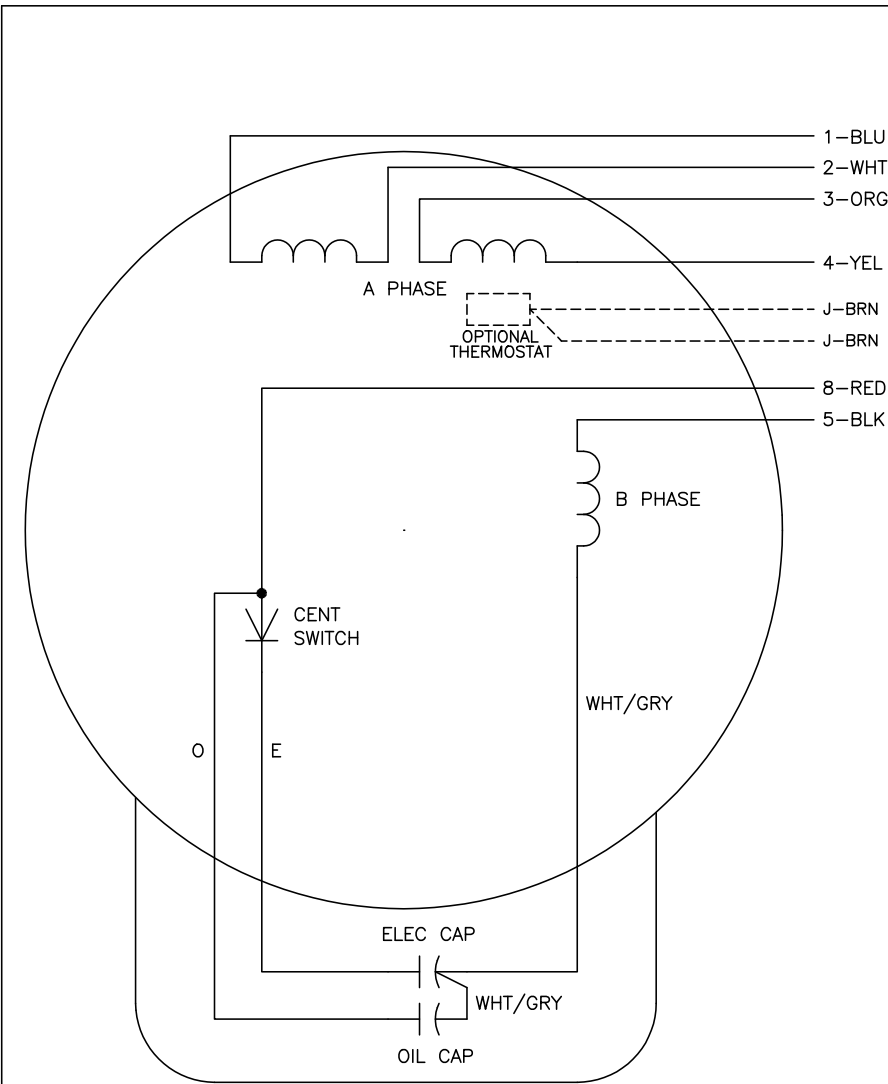
REV. DESC: CHG FREP TO 36EP3104A01, CHG FH TO 36FH4009A124		
REV. LTR: H	VERSION: 02	TDR: 00000919753
FILE: \AAA\00003\198	REVISED: 02:06:19 04/10/2015	BY: FGCHAH1
MTL: -		

**BALDOR**

STD HORZ 182-4T TEFC 36L-LC  
SH 1 of 1

36LYE004

CD0055



	LINE A	LINE B	JOIN
HIGH STD	1	4,5	2,3,8
HIGH OPP	1	4,8	2,3,5
LOW STD	1,3,8	2,4,5	-
LOW OPP	1,3,5	2,4,8	-

NOTES:

1. STANDARD ROTATION IS CCW FACING END OPPOSITE SHAFT EXTENSION.
2. OPTIONAL THERMOSTAT IS PROVIDED WHEN SPECIFIED.
3. MULTIPLE CAPACITORS ARE CONNECTED IN PARALLEL UNLESS OTHERWISE SPECIFIED.
4. LEAD COLORS ARE OPTIONAL. LEADS MUST ALWAYS BE NUMBERED AS SHOWN.

REV. DESC: REVISE TO SHOW OPTIONAL COLORS			
REV. LTR: D	BY: JLP	REVISED: 04/08/99 1:17	TDR: 0178636
C00000		FILE: AAA00007414	MDL: -
		MTL: -	

**BALDOR ELECTRIC Co.**

TYPE LC, DV, REV, 6 LEADS

CD0055