

BALDOR® • RELIANCE 

Product Information Packet

CEM3774T-5

10HP,1760RPM,3PH,60HZ,215TC,0748M,TEFC,F

Part Detail							
Revision:	Q	Status:	PRD/A	Change #:		Proprietary:	No
Type:	AC	Elec. Spec:	07WGY729	CD Diagram:	CD0006	Mfg Plant:	
Mech. Spec:	07H058	Layout:	07LYH058	Poles:	04	Created Date:	05-07-2010
Base:	RG	Eff. Date:	02-21-2022	Leads:	3#14		

Specs			
Catalog Number:	CEM3774T-5	Insulation Class:	F
Enclosure:	TEFC	Inverter Code:	Inverter Ready
Frame:	215TC	KVA Code:	H
Frame Material:	Iron	Lifting Lugs:	Standard Lifting Lugs
Motor Letter Type:	Three Phase	Locked Bearing Indicator:	Locked Bearing
Output @ Frequency:	10.000 HP @ 60 HZ	Motor Lead Quantity/Wire Size:	3 @ 14 AWG
Synchronous Speed @ Frequency:	1800 RPM @ 60 HZ	Motor Lead Exit:	Ko Box
Voltage @ Frequency:	575.0 V @ 60 HZ	Motor Lead Termination:	Flying Leads
XP Class and Group:	None	Motor Type:	0748M
XP Division:	Not Applicable	Mounting Arrangement:	F1
Agency Approvals:	CSA	Power Factor:	83
	CSA EEV	Product Family:	General Purpose
	UR	Pulley End Bearing Type:	Ball
Auxillary Box:	No Auxillary Box	Pulley Face Code:	C-Face
Auxillary Box Lead Termination:	None	Pulley Shaft Indicator:	Standard
Base Indicator:	Rigid	Rodent Screen:	None
Bearing Grease Type:	Polyrex EM (-20F +300F)	Shaft Extension Location:	Pulley End
Blower:	None	Shaft Ground Indicator:	No Shaft Grounding

Current @ Voltage:	9.800 A @ 575.0 V	Shaft Rotation:	Reversible
Design Code:	B	Shaft Slinger Indicator:	No Slinger
Drip Cover:	No Drip Cover	Speed Code:	Single Speed
Duty Rating:	CONT	Motor Standards:	NEMA
Electrically Isolated Bearing:	Not Electrically Isolated	Starting Method:	Direct on line
Feedback Device:	NO FEEDBACK	Thermal Device - Bearing:	None
Front Face Code:	Standard	Thermal Device - Winding:	None
Front Shaft Indicator:	None	Vibration Sensor Indicator:	No Vibration Sensor
Heater Indicator:	No Heater	Winding Thermal 1:	None
		Winding Thermal 2:	None

Nameplate NP3441L										
CAT.NO.	CEM3774T-5									
SPEC.	07H058Y729G1									
HP	10									
VOLTS	575									
AMP	9.8									
RPM	1760									
FRAME	215TC				HZ	60			PH	3
SER.F.	1.15		CODE	H	DES	B		CL	F	
NEMA-NOM-EFF	91.7		PF	83						
RATING	40C AMB-CONT									
CC	010A				USABLE AT 208V					
DE	6307				ODE	6206				
ENCL	TEFC		SN							
VPWM INVERTER READY										
CT6-60H(10:1)VT3-60H(20:1)										
	SFA 11.2									

Parts List		
Part Number	Description	Quantity
SA194652	SA 07H058Y729G1	1.000 EA
RA182238	RA 07H058Y729G1	1.000 EA
37FN3002C01	EXFN, PLASTIC, 6.00 OD, 1.155 ID	1.000 EA
HW3201A05	3/8-16 EYEBOLT	1.000 EA
09CB3002SP	CB W/1.38 LEAD HOLE FOR 37, 39, 307 & 30	1.000 EA
09GS1000SP	GASKET-CONDUIT BOX, 1/16 THICK LEXIDE	1.000 EA
51XW2520A12	.25-20 X .75, TAPTITE II, HEX WSHR SLTD	2.000 EA
59XW2520G07	.25-20X.44,HEX SER WSHR,TAPTITE 2,GREEN	1.000 EA
37EP1100A41	FR ENDPLATE ASSEMBLY FOR ROUTING	1.000 EA
HW4500A17	317400 ALEMITE GREASE RELIEF	1.000 EA
HW4500A01	1641B(ALEMITE)400 UNIV, GREASE FITT	1.000 EA
HW5100A06	W2420-025 WVY WSHR (WB)	1.000 EA
37PE1300A10	PUEP ASSEMBLY FOR ROUTING	1.000 EA
HW4500A17	317400 ALEMITE GREASE RELIEF	1.000 EA
HW4500A01	1641B(ALEMITE)400 UNIV, GREASE FITT	1.000 EA
10XN2520A30	HEX HD CAP SCREW-STD THD-.25 X 20 THD PE	4.000 EA
HW1001A25	LOCKWASHER 1/4, ZINC PLT .493 OD, .255 I	4.000 EA
XY3118A12	5/16-18 HEX NUT DIRECTIONAL SERRATION	4.000 EA
51XB1214A20	12-14X1.25 HXWSSLD SERTYB	1.000 EA
07FH4007SP	PRIMED	1.000 EA
51XW1032A06	10-32 X .38, TAPTITE II, HEX WSHR SLTD S	3.000 EA
09CB3501SP	CONDUIT BOX LID FOR 09CB3001 & 09CB3002	1.000 EA
09GS1013SP	GS FOR 09CB3501, 12CB1500 & 12CB1503 LID	1.000 EA
51XW2520A12	.25-20 X .75, TAPTITE II, HEX WSHR SLTD	2.000 EA

Parts List (continued)		
Part Number	Description	Quantity
HW2501F21	KEY, 5/16 SQ X 2.375	1.000 EA
HA7000A02	KEY RETAINER RING, 1 1/8 DIA, 1 3/8 DIA	1.000 EA
85XU0407S04	4X1/4 U DRIVE PIN STAINLESS	2.000 EA
LB1115N	LABEL,LIFTING DEVICE (ON ROLLS)	1.000 EA
MJ1000A02	GREASE, POLYREX EM EXXON	0.050 LB
MG1000Y03	MUNSELL 2.53Y 6.70/ 4.60, GLOSS 20,	0.036 GA
HA3104A32	THRUBOLT- 5/16-18 X12.750	4.000 EA
LB1119N	WARNING LABEL	1.000 EA
LC0006	CONNECTION LABEL	1.000 EA
NP3441L	ALUM SUPER-E VPWM INVERTER READY UL	1.000 EA
07PA1011	PKG GRP, 07 CAST IRON PK1181	1.000 EA
MN416A01	TAG-INSTAL-MAINT no wire (2200bx) 4/22	1.000 EA

AC Induction Motor Performance Data

Record # 89235

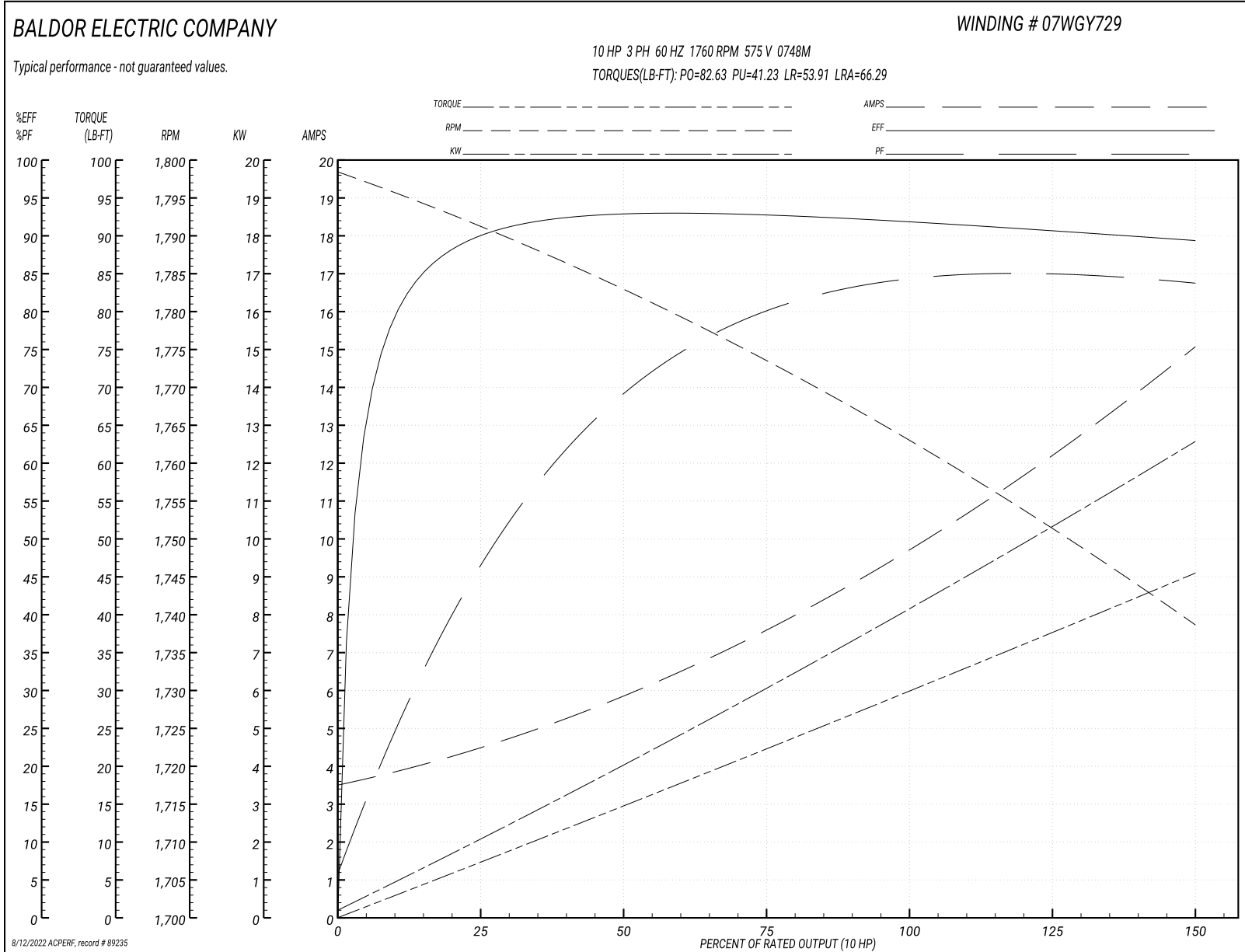
Typical performance - not guaranteed values

Winding: 07WGY729-R002		Type: 0748M		Enclosure: TEFC	
Nameplate Data			575 V, 60 Hz: Single Voltage Motor		
Rated Output (HP)	10	Full Load Torque	29.77 LB-FT		
Volts	575	Start Configuration	direct on line		
Full Load Amps	9.8	Breakdown Torque	82.63 LB-FT		
R.P.M.	1760	Pull-up Torque	41.23 LB-FT		
Hz	60 Phase	3	Locked-rotor Torque	53.91 LB-FT	
NEMA Design Code	B KVA Code	H	Starting Current	66.29 A	
Service Factor (S.F.)	1.15	No-load Current	3.65 A		
NEMA Nom. Eff.	91.7	Power Factor	83	Line-line Res. @ 25°C	1.68 Ω
Rating - Duty	40C AMB-CONT		Temp. Rise @ Rated Load	64°C	
S.F. Amps			Temp. Rise @ S.F. Load	81°C	
			Locked-rotor Power Factor	35.3847	
			Rotor inertia	1.18 lb-ft ²	

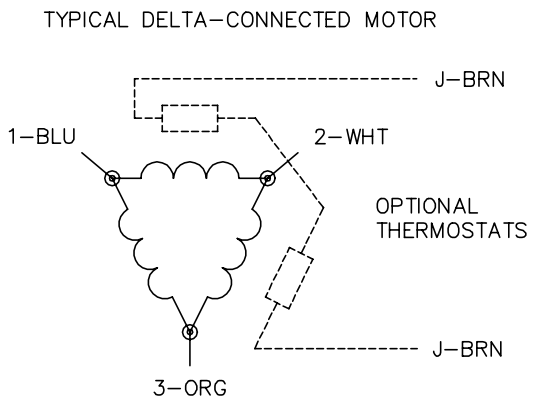
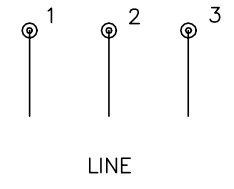
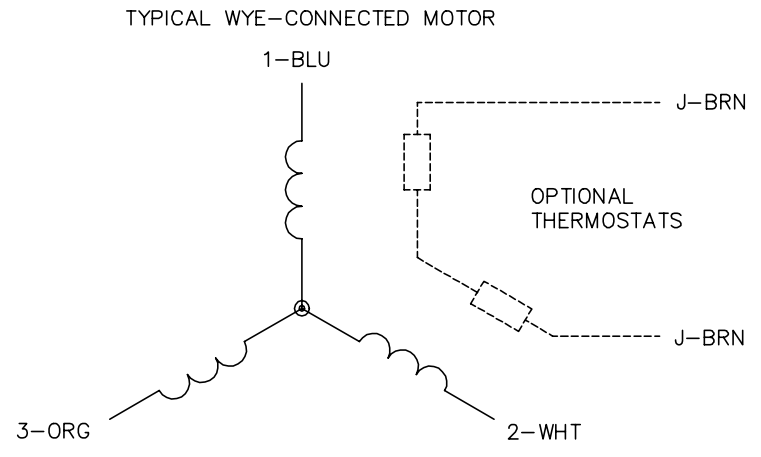
Load Characteristics 575 V, 60 Hz, 10 HP

% of Rated Load	25	50	75	100	125	150	S.F.
Power Factor	49	70	79	83	85	84	84
Efficiency	90.1	91.9	92.6	92.1	90.9	89.1	91.4
Speed	1791	1782	1774	1764	1752	1738	1757
Line amperes	4.28	5.74	7.6	9.79	12.21	15.01	11.2

Performance Graph at 575V, 60Hz, 10.0HP Typical performance - Not guaranteed values



CD0006



NOTES:

1. THREE LEAD MOTOR MAY BE EITHER WYE CONNECTED OR DELTA CONNECTED.
2. INTERCHANGE ANY TWO LINE LEADS TO REVERSE ROTATION.
3. OPTIONAL THERMOSTATS ARE PROVIDED WHEN SPECIFIED.
4. ACTUAL NUMBER OF INTERNAL PARALLEL CIRCUITS MAY VARY.
5. LEAD COLORS ARE OPTIONAL. LEADS MUST BE NUMBERED AS SHOWN.

CD0006

REV. DESC: ADD CLASS CONN00000007		
REV. LTR: E	VERSION: 01	TDR: 000001099922
FILE: \AAA\00005\141	REVISED: 10:24:49 02/19/2019	BY: ENBRIRO
MTL: -		

BALDOR - RELIANCE®

3PH, SV, 3 LEADS, WYE OR DELTA CONNECTED

SH 1 of 1