

**BALDOR® • RELIANCE** 

**Product Information Packet**

**CEM3769T**

**7.5HP,3515RPM,3PH,60HZ,213TC,0726M,TEFC**

Part Detail							
Revision:	A	Status:	PRD/A	Change #:		Proprietary:	No
Type:	AC	Elec. Spec:	07WGT515	CD Diagram:	CD0005	Mfg Plant:	
Mech. Spec:	07H058	Layout:	07LYH058	Poles:	02	Created Date:	01-05-2021
Base:	RG	Eff. Date:	06-14-2021	Leads:	9#14		

Specs			
Catalog Number:	CEM3769T	Heater Indicator:	No Heater
Enclosure:	TEFC	Insulation Class:	F
Frame:	213TC	Inverter Code:	Inverter Ready
Frame Material:	Iron	KVA Code:	H
Motor Letter Type:	Three Phase	Lifting Lugs:	Standard Lifting Lugs
Output @ Frequency:	7.500 HP @ 60 HZ	Locked Bearing Indicator:	Locked Bearing
Synchronous Speed @ Frequency:	3600 RPM @ 60 HZ	Motor Lead Quantity/Wire Size:	9 @ 14 AWG
Voltage @ Frequency:	230.0 V @ 60 HZ	Motor Lead Exit:	Ko Box
	460.0 V @ 60 HZ	Motor Lead Termination:	Flying Leads
XP Class and Group:	None	Motor Type:	0726M
XP Division:	Not Applicable	Mounting Arrangement:	F1
Agency Approvals:	UR	Power Factor:	87
	CSA EEV	Product Family:	General Purpose
	CSA	Pulley End Bearing Type:	Ball
Auxillary Box:	No Auxillary Box	Pulley Face Code:	C-Face
Auxillary Box Lead Termination:	None	Pulley Shaft Indicator:	Standard
Base Indicator:	Rigid	Rodent Screen:	None
Bearing Grease Type:	Polyrex EM (-20F +300F)	Shaft Extension Location:	Pulley End

<b>Blower:</b>	None	<b>Shaft Ground Indicator:</b>	No Shaft Grounding
<b>Current @ Voltage:</b>	18.000 A @ 230.0 V	<b>Shaft Rotation:</b>	Reversible
	18.600 A @ 208.0 V	<b>Shaft Slinger Indicator:</b>	No Slinger
	9.000 A @ 460.0 V	<b>Speed Code:</b>	Single Speed
<b>Design Code:</b>	B	<b>Motor Standards:</b>	NEMA
<b>Drip Cover:</b>	No Drip Cover	<b>Starting Method:</b>	Direct on line
<b>Duty Rating:</b>	CONT	<b>Thermal Device - Bearing:</b>	None
<b>Electrically Isolated Bearing:</b>	Not Electrically Isolated	<b>Thermal Device - Winding:</b>	None
<b>Feedback Device:</b>	NO FEEDBACK	<b>Vibration Sensor Indicator:</b>	No Vibration Sensor
<b>Front Face Code:</b>	Standard	<b>Winding Thermal 1:</b>	None
<b>Front Shaft Indicator:</b>	None	<b>Winding Thermal 2:</b>	None

<b>Nameplate NP3441LUA</b>										
<b>CAT.NO.</b>	CEM3769T									
<b>SPEC</b>	07H058T515G1									
<b>HP</b>	7.5									
<b>VOLTS</b>	230/460									
<b>AMPS</b>	18/9									
<b>RPM</b>	3515									
<b>FRAME</b>	213TC				<b>HZ</b>	60			<b>PH</b>	3
<b>SF</b>	1.15		<b>CODE</b>	H	<b>DES</b>	B		<b>CLASS</b>	F	
<b>NEMA NOM. EFF</b>	89.5		<b>PF</b>	87						
<b>RATING</b>	40C AMB-CONT									
<b>CC</b>	010A			<b>USABLE AT 208V</b>			18.6			
<b>ENCL</b>	TEFC		<b>SER</b>							
<b>DE</b>	6307			<b>ODE</b>	6206					
<b>VPWM INVERTER READY</b>										
<b>CT6-60H(10:1)VT3-60H(20:1)</b>										
	50HZ 7.5HP 190/380V 22.6/11.3A								SF1.0	

Parts List		
Part Number	Description	Quantity
SA389296	SA 07H058T515G1	1.000 EA
RA379672	RA 07H058T515G1	1.000 EA
36FN3000C02SP	EXFN, PLASTIC, 5.25 OD, 1.175 ID	1.000 EA
HW3201A05	3/8-16 EYEBOLT	1.000 EA
09CB3002SP	CB W/1.38 LEAD HOLE FOR 37, 39, 307 & 30	1.000 EA
09GS1000SP	GASKET-CONDUIT BOX, 1/16 THICK LEXIDE	1.000 EA
51XW2520A12	.25-20 X .75, TAPTITE II, HEX WSHR SLTD	2.000 EA
59XW2520G07	.25-20X.44,HEX SER WSHR,TAPTITE 2,GREEN	1.000 EA
37EP1100A41	FR ENDPLATE ASSEMBLY FOR ROUTING	1.000 EA
HW4500A17	317400 ALEMITE GREASE RELIEF	1.000 EA
HW4500A01	1641B(ALEMITE)400 UNIV, GREASE FITT	1.000 EA
HW5100A06	W2420-025 WVY WSHR (WB)	1.000 EA
37PE1300A10	PUEP ASSEMBLY FOR ROUTING	1.000 EA
HW4500A17	317400 ALEMITE GREASE RELIEF	1.000 EA
HW4500A01	1641B(ALEMITE)400 UNIV, GREASE FITT	1.000 EA
10XN2520A30	HEX HD CAP SCREW-STD THD-.25 X 20 THD PE	4.000 EA
HW1001A25	LOCKWASHER 1/4, ZINC PLT .493 OD, .255 I	4.000 EA
XY3118A12	5/16-18 HEX NUT DIRECTIONAL SERRATION	4.000 EA
51XB1214A20	12-14X1.25 HXWSSLD SERTYB	1.000 EA
07FH4007SP	PRIMED	1.000 EA
51XW1032A06	10-32 X .38, TAPTITE II, HEX WSHR SLTD S	3.000 EA
09CB3501SP	CONDUIT BOX LID FOR 09CB3001 & 09CB3002	1.000 EA
09GS1013SP	GS FOR 09CB3501, 12CB1500 & 12CB1503 LID	1.000 EA
51XW2520A12	.25-20 X .75, TAPTITE II, HEX WSHR SLTD	2.000 EA

<b>Parts List (continued)</b>		
<b>Part Number</b>	<b>Description</b>	<b>Quantity</b>
HW2501F21	KEY, 5/16 SQ X 2.375	1.000 EA
HA7000A02	KEY RETAINER RING, 1 1/8 DIA, 1 3/8 DIA	1.000 EA
85XU0407S04	4X1/4 U DRIVE PIN STAINLESS	2.000 EA
LB1115N	LABEL,LIFTING DEVICE (ON ROLLS)	1.000 EA
MJ1000A02	GREASE, POLYREX EM EXXON	0.050 LB
HA3104A32	THRUBOLT- 5/16-18 X12.750	4.000 EA
MG1000Y03	MUNSELL 2.53Y 6.70/ 4.60, GLOSS 20,	0.036 GA
LC0005E01	CONN.DIA./WARNING LABEL (LC0005/LB1119N)	1.000 EA
NP3441LUA	ALUM SUPER-E VPWM INV READY UL CSA-EEV C	1.000 EA
07PA1011	PKG GRP, 07 CAST IRON PK1181	1.000 EA
MN416A01	TAG-INSTAL-MAINT no wire (2200bx) 4/22	1.000 EA

**AC Induction Motor Performance Data**

Record # 86052

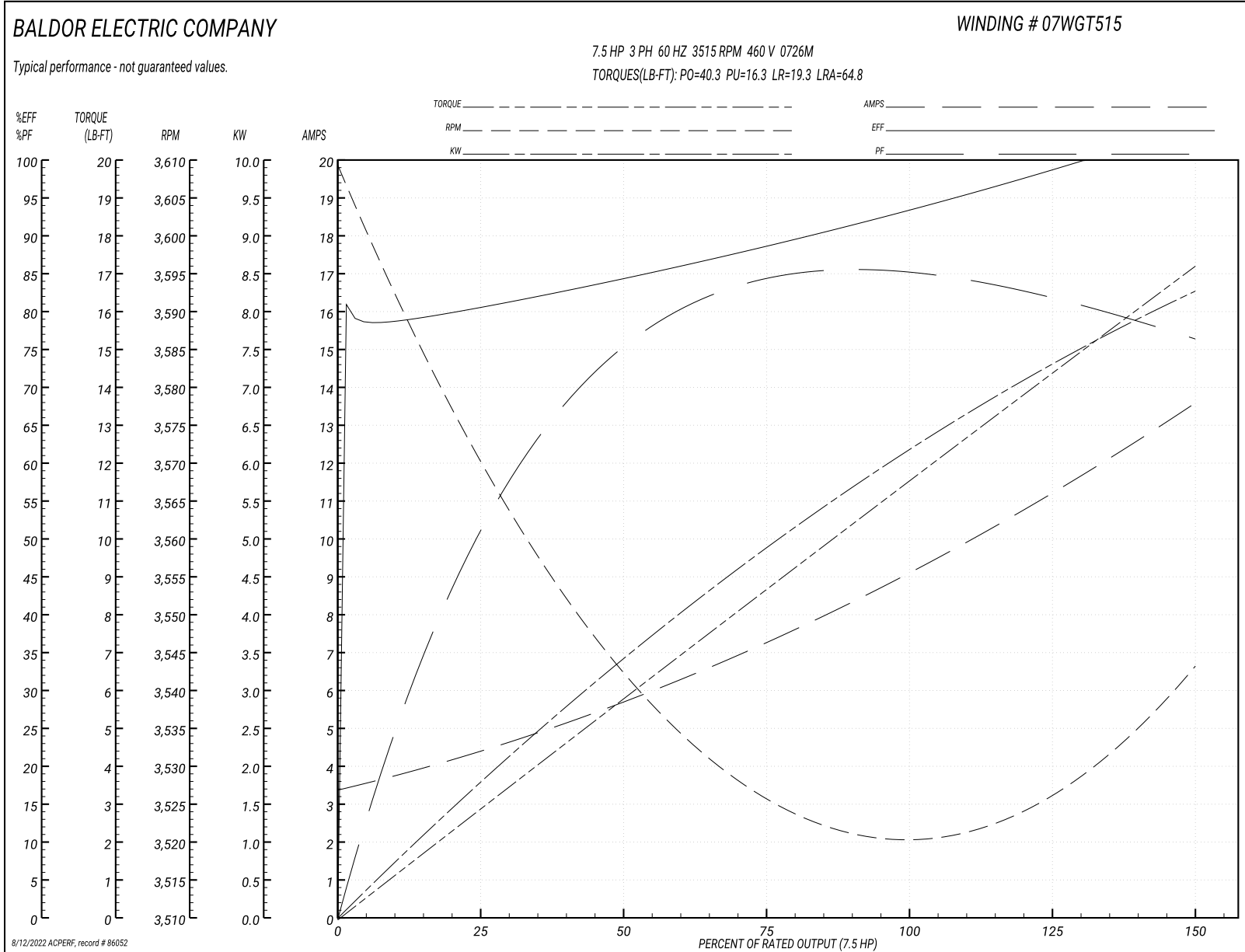
Preliminary Data Sheet

<b>Winding: 07WGT515-R001</b>		<b>Type: 0726M</b>		<b>Enclosure: TEFC</b>	
<b>Nameplate Data</b>			<b>460 V, 60 Hz: High Voltage Connection</b>		
<b>Rated Output (HP)</b>	7.5	<b>Full Load Torque</b>	11.2 LB-FT		
<b>Volts</b>	230/460	<b>Start Configuration</b>	direct on line		
<b>Full Load Amps</b>	18/9	<b>Breakdown Torque</b>	40.3 LB-FT		
<b>R.P.M.</b>	3515	<b>Pull-up Torque</b>	16.3 LB-FT		
<b>Hz</b>	60 <b>Phase</b>	3	<b>Locked-rotor Torque</b>	19.3 LB-FT	
<b>NEMA Design Code</b>	<b>B KVA Code</b>	H	<b>Starting Current</b>	64.8 A	
<b>Service Factor (S.F.)</b>	1.15		<b>No-load Current</b>	3.58 A	
<b>NEMA Nom. Eff.</b>	89.5	<b>Power Factor</b>	87	<b>Line-line Res. @ 25°C</b>	1.33 Ω
<b>Rating - Duty</b>	40C AMB-CONT		<b>Temp. Rise @ Rated Load</b>	47°C	
<b>S.F. Amps</b>	20.4/10.2		<b>Temp. Rise @ S.F. Load</b>	62°C	
			<b>Locked-rotor Power Factor</b>	37.8	
			<b>Rotor inertia</b>	0.237 lb-ft <sup>2</sup>	

**Load Characteristics 460 V, 60 Hz, 7.5 HP**

<b>% of Rated Load</b>	<b>25</b>	<b>50</b>	<b>75</b>	<b>100</b>	<b>125</b>	<b>150</b>	<b>S.F.</b>
<b>Power Factor</b>	49	71	81	86	88	88	87
<b>Efficiency</b>	85.8	90.6	91.4	91.1	90.2	89	90.6
<b>Speed</b>	3578	3559	3536	3515	3490	3564	3500
<b>Line amperes</b>	4.15	5.43	7.1	9.01	11.1	13.4	10.2

Performance Graph at 460V, 60Hz, 7.5HP Typical performance - Not guaranteed values



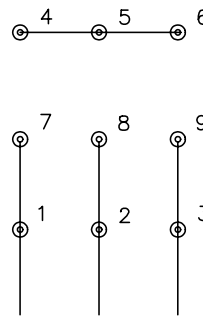




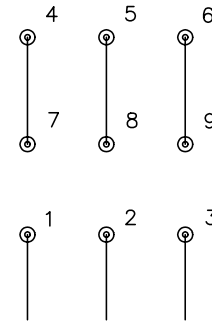
CD0005



LOW VOLTAGE  
(2Y)



HIGH VOLTAGE  
(1Y)



NOTES:

1. INTERCHANGE ANY TWO LINE LEADS TO REVERSE ROTATION.
2. OPTIONAL THERMOSTATS ARE PROVIDED WHEN SPECIFIED.
3. ACTUAL NUMBER OF INTERNAL PARALLEL CIRCUITS MAY BE A MULTIPLE OF THOSE SHOWN ABOVE.
4. LEAD COLORS ARE OPTIONAL. LEADS MUST ALWAYS BE NUMBERED AS SHOWN.

REV. DESC: REVISE TO SHOW OPTIONAL COLORS			
REV. LTR: E	BY: JLP	REVISED: 01/19/99 10:15	TDR: 0171435
90000		FILE: AAA00005140	MDL: -
		MTL: -	

**BALDOR ELECTRIC Co.**

3PH, DV, 9 LEADS

CD0005